


Product datasheet

Anti-ABCB8 antibody ab104498

2 Images

Overview

<b>Product name</b>	Anti-ABCB8 antibody
<b>Description</b>	Rabbit polyclonal to ABCB8
<b>Tested applications</b>	<b>Suitable for:</b> WB, IHC-P
<b>Species reactivity</b>	<b>Reacts with:</b> Human <b>Predicted to work with:</b> Mouse, Rat 
<b>Immunogen</b>	Recombinant fragment, corresponding to amino acids 450-687 of Human ABCB8 (BC141814).
<b>Positive control</b>	HepG2, Jurkat cell lysate; Human fetal heart lysate; Human fetal testis tissue.

Properties

<b>Form</b>	Lyophilised:add 200ul sterile distilled water
<b>Storage instructions</b>	Shipped at 4°C. Upon delivery aliquot and store at -20°C. Avoid repeated freeze / thaw cycles.
<b>Storage buffer</b>	Preservative: 0.02% Sodium Azide Constituents: PBS, pH 7.2
<b>Purity</b>	Protein A purified
<b>Clonality</b>	Polyclonal
<b>Isotype</b>	IgG

Applications

Our [Abpromise guarantee](#) covers the use of **ab104498** in the following tested applications.

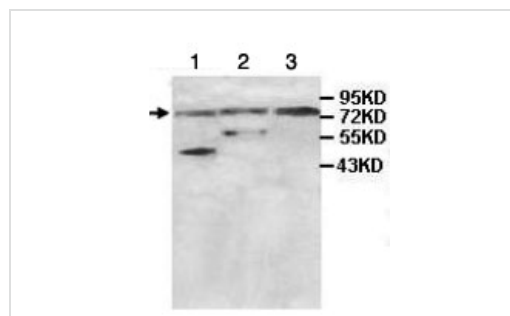
The application notes include recommended starting dilutions; optimal dilutions/concentrations should be determined by the end user.

Application	Abreviews	Notes
WB		1/500 - 1/1000. Predicted molecular weight: 80 kDa.
IHC-P		1/100 - 1/500.

Target

<b>Tissue specificity</b>	Ubiquitous.
<b>Sequence similarities</b>	Belongs to the ABC transporter superfamily. ABCB family. Multidrug resistance exporter (TC 3.A.1.201) subfamily. Contains 1 ABC transmembrane type-1 domain. Contains 1 ABC transporter domain.
<b>Cellular localization</b>	Mitochondrion inner membrane.

## Images



Western blot - ABCB8 antibody (ab104498)

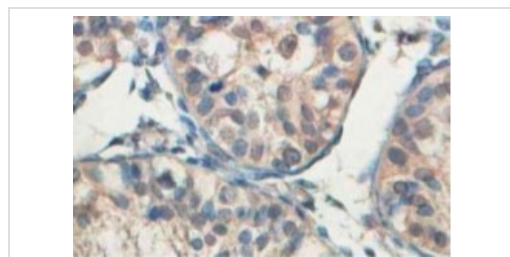
**All lanes :** Anti-ABCB8 antibody (ab104498)  
at 1/500 dilution

**Lane 1 :** Human fetal heart lysate

**Lane 2 :** HepG2 cell lysate

**Lane 3 :** Jurkat cell lysate

**Predicted band size :** 80 kDa



Immunohistochemistry (Formalin/PFA-fixed paraffin-embedded sections) - ABCB8 antibody (ab104498)

1/100 ab104498 staining ABCB8 in formalin-fixed, paraffin-embedded Human testis tissue.

**Please note:** All products are "FOR RESEARCH USE ONLY AND ARE NOT INTENDED FOR DIAGNOSTIC OR THERAPEUTIC USE"

## Our Abpromise to you: Quality guaranteed and expert technical support

- Replacement or refund for products not performing as stated on the datasheet
- Valid for 12 months from date of delivery
- Response to your inquiry within 24 hours
- We provide support in Chinese, English, French, German, Japanese and Spanish
- Extensive multi-media technical resources to help you
- We investigate all quality concerns to ensure our products perform to the highest standards

If the product does not perform as described on this datasheet, we will offer a refund or replacement. For full details of the Abpromise, please visit <http://www.abcam.com/abpromise> or contact our technical team.

## Terms and conditions

---

- Guarantee only valid for products bought direct from Abcam or one of our authorized distributors