

## Product datasheet

# Anti-ADAMTSL5 antibody ab106680

[3 Images](#)

### Overview

<b>Product name</b>	Anti-ADAMTSL5 antibody
<b>Description</b>	Chicken polyclonal to ADAMTSL5
<b>Specificity</b>	ab106680 is predicted to not crossreact with other members of the ADAMTS protein family.
<b>Tested applications</b>	<b>Suitable for:</b> WB, IHC-P, ICC/IF
<b>Species reactivity</b>	<b>Reacts with:</b> Mouse, Rat, Human
<b>Immunogen</b>	A 17 amino acid peptide near the carboxy terminus of Human ADAMTSL5 (NP_998769).
<b>Positive control</b>	Human skeletal muscle tissue lysate; Mouse skeletal muscle tissue

### Properties

<b>Form</b>	Liquid
<b>Storage instructions</b>	Shipped at 4°C. Store at 4°C (stable for up to 12 months).
<b>Storage buffer</b>	Preservative: 0.02% Sodium Azide Constituents: PBS
<b>Purity</b>	Immunogen affinity purified
<b>Purification notes</b>	Affinity chromatography purified via peptide column.
<b>Clonality</b>	Polyclonal
<b>Isotype</b>	IgY

### Applications

Our [Abpromise guarantee](#) covers the use of **ab106680** in the following tested applications.

The application notes include recommended starting dilutions; optimal dilutions/concentrations should be determined by the end user.

Application	Abreviews	Notes
WB		Use a concentration of 1 - 2 µg/ml. Predicted molecular weight: 52 kDa.
IHC-P		Use a concentration of 5 µg/ml.
ICC/IF		Use a concentration of 20 µg/ml.

## Target

---

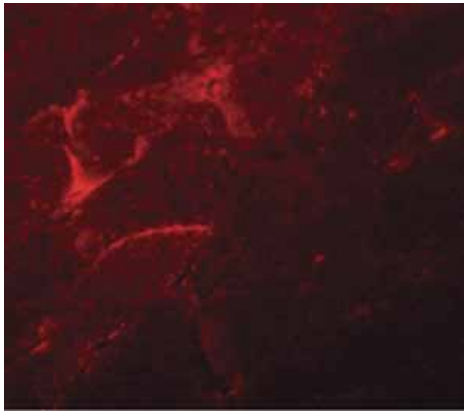
**Sequence similarities** Contains 1 NTR domain.  
Contains 1 TSP type-1 domain.

**Cellular localization** Secreted.

---


## Images

---



Immunofluorescence of ADAMTSL5 in mouse skeletal muscle tissue with ab106680 at 20 ug/mL.

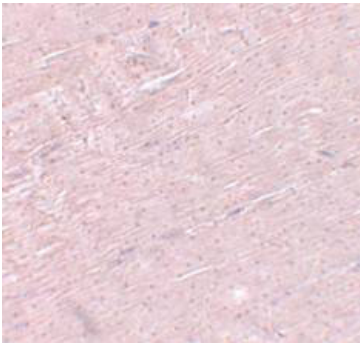
Immunocytochemistry/ Immunofluorescence - Anti-ADAMTSL5 antibody (ab106680)



Anti-ADAMTSL5 antibody (ab106680) at 1 µg/ml + Human skeletal muscle tissue lysate at 15 µg

**Predicted band size : 52 kDa**

Western blot - ADAMTSL5 antibody (ab106680)



Immunohistochemical analysis of ADAMTSL5  
in Mouse skeletal muscle tissue, using  
ab106680 at 5 µg/ml.

Immunohistochemistry (Formalin/PFA-fixed paraffin-  
embedded sections) - ADAMTSL5 antibody  
(ab106680)

**Please note:** All products are "FOR RESEARCH USE ONLY AND ARE NOT INTENDED FOR DIAGNOSTIC OR THERAPEUTIC USE"

### Our Abpromise to you: Quality guaranteed and expert technical support

- Replacement or refund for products not performing as stated on the datasheet
- Valid for 12 months from date of delivery
- Response to your inquiry within 24 hours
- We provide support in Chinese, English, French, German, Japanese and Spanish
- Extensive multi-media technical resources to help you
- We investigate all quality concerns to ensure our products perform to the highest standards

If the product does not perform as described on this datasheet, we will offer a refund or replacement. For full details of the Abpromise, please visit <http://www.abcam.com/abpromise> or contact our technical team.

### Terms and conditions

- Guarantee only valid for products bought direct from Abcam or one of our authorized distributors