


Product datasheet

Anti-ANKRD17 antibody ab105112

2 Images

Overview

| | |
|----------------------------|--|
| Product name | Anti-ANKRD17 antibody |
| Description | Rabbit polyclonal to ANKRD17 |
| Host species | Rabbit |
| Tested applications | Suitable for: IHC-P |
| Species reactivity | Reacts with: Human Predicted to work with: Mouse, Guinea pig, Cow, Dog, Pig, Chimpanzee, Rhesus monkey, Gorilla, Orangutan, Bat, Elephant  |
| Immunogen | Synthetic peptide, corresponding to a region between amino acids 1550-1600 of Human ANKRD17 (NP_115593.3, GeneID 26057). |
| Positive control | Human Controls: Breast Carcinoma, Colon Carcinoma, Ovarian Carcinoma, Prostate Carcinoma, Skin Basal Cell Carcinoma, Testicular Seminoma |
| General notes | Immunoglobulin concentration was determined by extinction coefficient: absorbance at 280 nm of 1.4 equals 1.0 mg of IgG. |

Properties

| | |
|-----------------------------|---|
| Form | Liquid |
| Storage instructions | Shipped at 4°C. Upon delivery aliquot and store at -20°C. Avoid freeze / thaw cycles. |
| Storage buffer | Preservative: 0.09% Sodium Azide Constituents: 0.1% BSA, Tris buffered saline |
| Purity | Immunogen affinity purified |
| Clonality | Polyclonal |
| Isotype | IgG |

Applications

Our [Abpromise guarantee](#) covers the use of **ab105112** in the following tested applications.

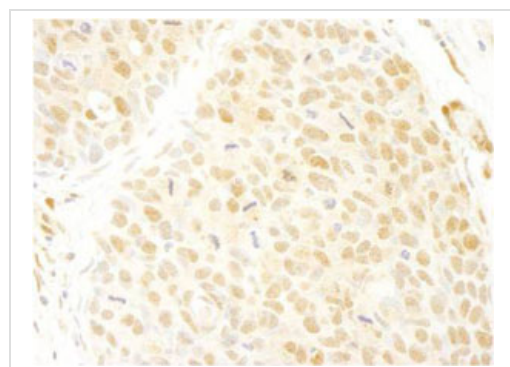
The application notes include recommended starting dilutions; optimal dilutions/concentrations should be determined by the end user.

| Application | Abreviews | Notes |
|-------------|-----------|---|
| IHC-P | | 1/100 - 1/500. Perform heat mediated antigen retrieval with Tris/EDTA buffer pH 9.0 before commencing with IHC staining protocol. |

Target

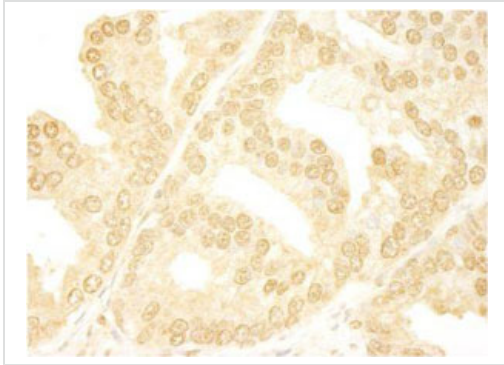
| | |
|---|--|
| Function | Could play pivotal roles in cell cycle and DNA regulation (PubMed:19150984). Involved in innate immune defense against viruse by positively regulating the viral dsRNA receptors DDX58 and IFIH1 signaling pathways (PubMed:22328336). Involves in NOD2- and NOD1-mediated responses to bacteria suggesting a role in innate antibacterial immune pathways too (PubMed:23711367). Target of enterovirus 71 which is the major etiological agent of HFMD (hand, foot and mouth disease) (PubMed:17276651). Could play a central role for the formation and/or maintenance of the blood vessels of the circulation system. |
| Tissue specificity | Ubiquitously expressed. |
| Sequence similarities | Contains 25 ANK repeats. Contains 1 KH domain. |
| Post-translational modifications | Phosphorylated by CDK2. |
| Cellular localization | Cytoplasm. Nucleus. Detected around the nucleolus. Localized on chromatin in a cell cycle-dependent manner. |

Images



ab105112 at 1/250 dilution staining ANKRD17 in Human breast carcinoma by Immunohistochemistry Formalin-fixed, Paraffin-embedded tissue. Detection: DAB staining

Immunohistochemistry (Formalin/PFA-fixed paraffin-embedded sections) - Anti-ANKRD17 antibody (ab105112)



ab105112 at 1/250 dilution staining
ANKRD17 in Human prostate carcinoma by
Immunohistochemistry Formalin-fixed,
Paraffin-embedded tissue. Detection: DAB
staining

Immunohistochemistry (Formalin/PFA-fixed paraffin-
embedded sections) - Anti-ANKRD17 antibody
(ab105112)

Please note: All products are "FOR RESEARCH USE ONLY AND ARE NOT INTENDED FOR DIAGNOSTIC OR THERAPEUTIC USE"

Our Abpromise to you: Quality guaranteed and expert technical support

- Replacement or refund for products not performing as stated on the datasheet
- Valid for 12 months from date of delivery
- Response to your inquiry within 24 hours
- We provide support in Chinese, English, French, German, Japanese and Spanish
- Extensive multi-media technical resources to help you
- We investigate all quality concerns to ensure our products perform to the highest standards

If the product does not perform as described on this datasheet, we will offer a refund or replacement. For full details of the Abpromise, please visit <http://www.abcam.com/abpromise> or contact our technical team.

Terms and conditions

- Guarantee only valid for products bought direct from Abcam or one of our authorized distributors