


Product datasheet

Anti-ASTN2 antibody ab82769

3 Images

Overview

Product name	Anti-ASTN2 antibody
Description	Rabbit polyclonal to ASTN2
Host species	Rabbit
Tested applications	Suitable for: ICC/IF, WB, ELISA
Species reactivity	Reacts with: Human Predicted to work with: Mouse, Rat, Guinea pig, Cat 
Immunogen	Synthetic peptide designed within residues: PGSAGTAAES RLLLFVRNEL PGRIAVQDDL DNTLPFFTL EMSGTAADIS , corresponding to N terminal amino acids 107-156 of Human ASTN2 (NP_054729)
Positive control	MCF7 cell lysate

Properties

Form	Liquid
Storage instructions	Shipped at 4°C. Upon delivery aliquot and store at -20°C or -80°C. Avoid repeated freeze / thaw cycles.
Storage buffer	Preservative: None Constituents: 2% Sucrose, PBS
Purity	Immunogen affinity purified
Clonality	Polyclonal
Isotype	IgG

Applications

Our [Abpromise guarantee](#) covers the use of **ab82769** in the following tested applications.

The application notes include recommended starting dilutions; optimal dilutions/concentrations should be determined by the end user.

Application	Abreviews	Notes
ICC/IF		1/100.

Application	Abreviews	Notes
WB		Use a concentration of 1 µg/ml. Predicted molecular weight: 143 kDa. Good results were obtained when blocked with 5% non-fat dry milk in 0.05% PBS-T.
ELISA		Use at an assay dependent concentration.

Target

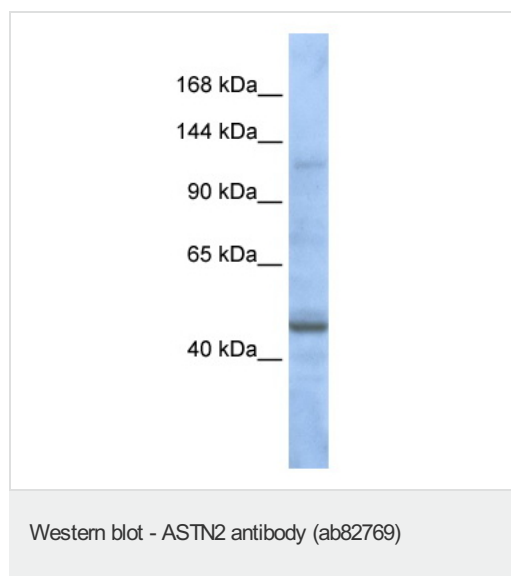
Sequence similarities

Belongs to the astrotactin family.
Contains 3 EGF-like domains.
Contains 1 fibronectin type-III domain.

Cellular localization

Membrane.

Images

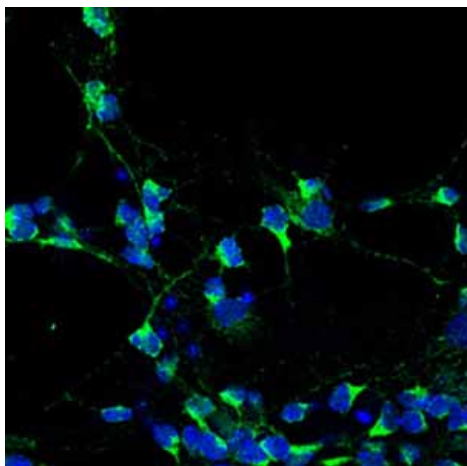


Anti-ASTN2 antibody (ab82769) at 1 µg/ml +
MCF7 cell lysate at 10 µg

Secondary

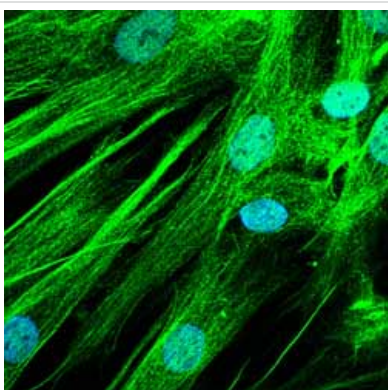
HRP conjugated anti-Rabbit IgG at 1/50000
dilution

Predicted band size: 143 kDa



ab82769 at a 1/100 dilution staining ASTN2 in murine cerebellar granule cells by Immunocytochemistry/ Immunofluorescence.

Immunocytochemistry/ Immunofluorescence - Anti-ASTN2 antibody (ab82769)



ab82769 at a 1/100 dilution staining ASTN2 in human fibroblast cells by Immunocytochemistry/ Immunofluorescence.

Immunocytochemistry/ Immunofluorescence - Anti-ASTN2 antibody (ab82769)

Please note: All products are "FOR RESEARCH USE ONLY AND ARE NOT INTENDED FOR DIAGNOSTIC OR THERAPEUTIC USE"

Our Abpromise to you: Quality guaranteed and expert technical support

- Replacement or refund for products not performing as stated on the datasheet
- Valid for 12 months from date of delivery
- Response to your inquiry within 24 hours
- We provide support in Chinese, English, French, German, Japanese and Spanish
- Extensive multi-media technical resources to help you
- We investigate all quality concerns to ensure our products perform to the highest standards

If the product does not perform as described on this datasheet, we will offer a refund or replacement. For full details of the Abpromise, please visit <http://www.abcam.com/abpromise> or contact our technical team.

Terms and conditions

- Guarantee only valid for products bought direct from Abcam or one of our authorized distributors