

Product datasheet

Anti-CTRP2 antibody ab25943

3 Images

Overview

<b>Product name</b>	Anti-CTRP2 antibody
<b>Description</b>	Rabbit polyclonal to CTRP2
<b>Host species</b>	Rabbit
<b>Specificity</b>	ab25943 recognises CTRP2.
<b>Tested applications</b>	<b>Suitable for:</b> ICC/IF, WB
<b>Species reactivity</b>	<b>Reacts with:</b> Mouse, Rat, Human
<b>Immunogen</b>	Recombinant full length mouse CTRP2
<b>Positive control</b>	Caco-2 cell lysate

Properties

<b>Form</b>	Liquid
<b>Storage instructions</b>	Shipped at 4°C. Store at +4°C.
<b>Storage buffer</b>	Preservative: 0.02% Sodium Azide Constituents: PBS
<b>Purity</b>	Immunogen affinity purified
<b>Clonality</b>	Polyclonal
<b>Isotype</b>	IgG

Applications

Our [Abpromise guarantee](#) covers the use of **ab25943** in the following tested applications.

The application notes include recommended starting dilutions; optimal dilutions/concentrations should be determined by the end user.

Application	Abreviews	Notes
ICC/IF		
WB		

**Application notes** ICC/IF: Use at a concentration of 10 µg/ml.

WB: Use at a concentration of 1 µg/ml. Detects a band of approximately 32 kDa (predicted molecular weight: 32 kDa). This protein is often highly modified post-translationally and migrates in SDS-PAGE at positions other than its predicted size.

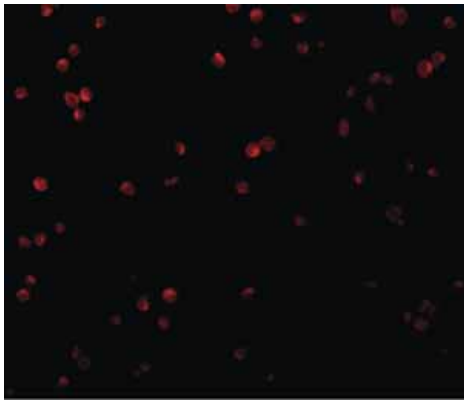
Not yet tested in other applications.

Optimal dilutions/concentrations should be determined by the end user.

## Target

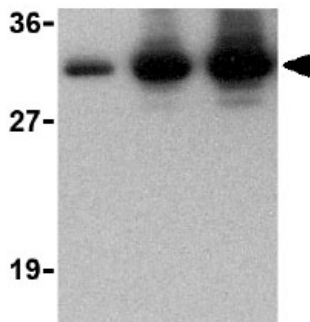
<b>Sequence similarities</b>	Contains 1 C1q domain. Contains 1 collagen-like domain.
<b>Cellular localization</b>	Secreted.

## Images



Immunofluorescence of CTRP2 in Jurkat cells with ab25943 at 20 µg/mL.

Immunocytochemistry/ Immunofluorescence - Anti-CTRP2 antibody (ab25943)



**All lanes** : Anti-CTRP2 antibody (ab25943) at 1 µg/ml

**Lane 1** : 5ng recombinant CTRP2

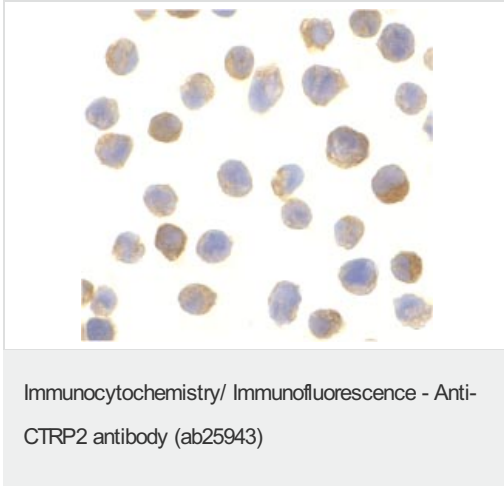
**Lane 2** : 25ng recombinant CTRP2

**Lane 3** : 50ng recombinant CTRP2

**Predicted band size:** 32 kDa

**Observed band size:** 32 kDa

Western blot - Anti-CTRP2 antibody (ab25943)



ab25943 at 10µg/ml staining CTRP2 in Jurkat cells by ICC/IF

Immunocytochemistry/ Immunofluorescence - Anti-CTRP2 antibody (ab25943)

**Please note:** All products are "FOR RESEARCH USE ONLY AND ARE NOT INTENDED FOR DIAGNOSTIC OR THERAPEUTIC USE"

### Our Abpromise to you: Quality guaranteed and expert technical support

- Replacement or refund for products not performing as stated on the datasheet
- Valid for 12 months from date of delivery
- Response to your inquiry within 24 hours
- We provide support in Chinese, English, French, German, Japanese and Spanish
- Extensive multi-media technical resources to help you
- We investigate all quality concerns to ensure our products perform to the highest standards

If the product does not perform as described on this datasheet, we will offer a refund or replacement. For full details of the Abpromise, please visit <http://www.abcam.com/abpromise> or contact our technical team.

### Terms and conditions

- Guarantee only valid for products bought direct from Abcam or one of our authorized distributors