


Product datasheet

Anti-Use1 antibody ab111690

[2 Images](#)

Overview

Product name	Anti-Use1 antibody
Description	Rabbit polyclonal to Use1
Host species	Rabbit
Tested applications	Suitable for: WB, ICC/IF
Species reactivity	Reacts with: Human Predicted to work with: Mouse, Rat, Cow 
Immunogen	Recombinant fragment, corresponding to a region within amino acids 4-147 of Human Use1, isoform 1~3
Positive control	NT2D1, IMR32, U-87 MG and MCF7 whole cell lysates and MCF7 cells

Properties

Form	Liquid
Storage instructions	Shipped at 4°C. Upon delivery aliquot and store at -20°C or -80°C. Avoid repeated freeze / thaw cycles.
Storage buffer	pH: 7.00 Preservative: 0.01% Thimerosal (merthiolate) Constituents: 78.99% PBS, 1% BSA, 20% Glycerol
Purity	Immunogen affinity purified
Clonality	Polyclonal
Isotype	IgG

Applications

Our [Abpromise guarantee](#) covers the use of **ab111690** in the following tested applications.

The application notes include recommended starting dilutions; optimal dilutions/concentrations should be determined by the end user.


Application	Abreviews	Notes
WB		1/500 - 1/3000. Predicted molecular weight: 17 kDa.

Application	Abreviews	Notes
ICC/IF		1/100 - 1/500.

Target

Function	SNARE that may be involved in targeting and fusion of Golgi-derived retrograde transport vesicles with the ER.
Sequence similarities	Belongs to the USE1 family.
Cellular localization	Endoplasmic reticulum membrane.

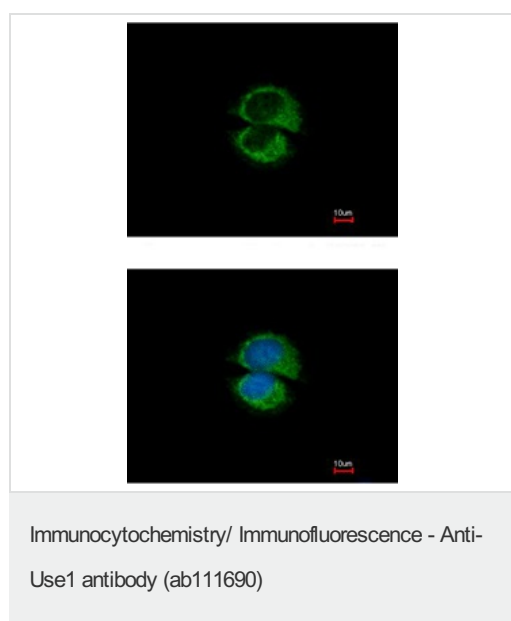
Images



Anti-Use1 antibody (ab111690) at 1/1000 dilution + NT2D1 whole cell lysate at 30 µg

Predicted band size: 17 kDa

15% SDS-PAGE.



ab111690 at 1/500 dilution staining Use1 in methanol-fixed MCF7 cells by Immunofluorescence. Lower image shows cells co-stained with Hoechst 33342.

Our Abpromise to you: Quality guaranteed and expert technical support

- Replacement or refund for products not performing as stated on the datasheet
- Valid for 12 months from date of delivery
- Response to your inquiry within 24 hours

- We provide support in Chinese, English, French, German, Japanese and Spanish
- Extensive multi-media technical resources to help you
- We investigate all quality concerns to ensure our products perform to the highest standards

If the product does not perform as described on this datasheet, we will offer a refund or replacement. For full details of the Abpromise, please visit <http://www.abcam.com/abpromise> or contact our technical team.

Terms and conditions

- Guarantee only valid for products bought direct from Abcam or one of our authorized distributors