

Product datasheet

Anti-Rhotekin-2 antibody ab118069

3 Images

Overview

Product name	Anti-Rhotekin-2 antibody
Description	Mouse monoclonal to Rhotekin-2
Host species	Mouse
Tested applications	Suitable for: WB, IHC-P, Sandwich ELISA, ELISA
Species reactivity	Reacts with: Human, Recombinant fragment
Immunogen	Recombinant full length protein, corresponding to amino acids 1-163 of Human Rhotekin-2 with proprietary tag (AAH25765).
Positive control	Recombinant Human Rhotekin-2 protein; Human uterine cervix tissue.

Properties

Form	Liquid
Storage instructions	Shipped at 4°C. Upon delivery aliquot and store at -20°C or -80°C. Avoid repeated freeze / thaw cycles.
Storage buffer	pH: 7.20 Constituent: 99% PBS
Purity	Protein A purified
Clonality	Monoclonal
Isotype	IgG2a
Light chain type	kappa

Applications

Our [Abpromise guarantee](#) covers the use of **ab118069** in the following tested applications.

The application notes include recommended starting dilutions; optimal dilutions/concentrations should be determined by the end user.

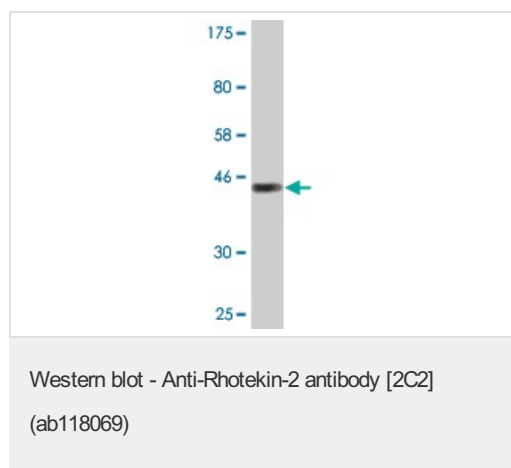
Application	Abreviews	Notes
WB		Use a concentration of 1 - 5 µg/ml. Predicted molecular weight: 19 kDa.
IHC-P		Use a concentration of 3 µg/ml.

Application	Abreviews	Notes
Sandwich ELISA		Use a concentration of 10 µg/ml.
ELISA		Use at an assay dependent concentration.

Target

Function	May play an important role in lymphopoiesis.
Tissue specificity	Expressed in lymphocytes, CD4 positive T-cells and bone marrow-derived cells. Also expressed in lung, colon, thymus and brain.
Sequence similarities	Contains 1 PH domain.

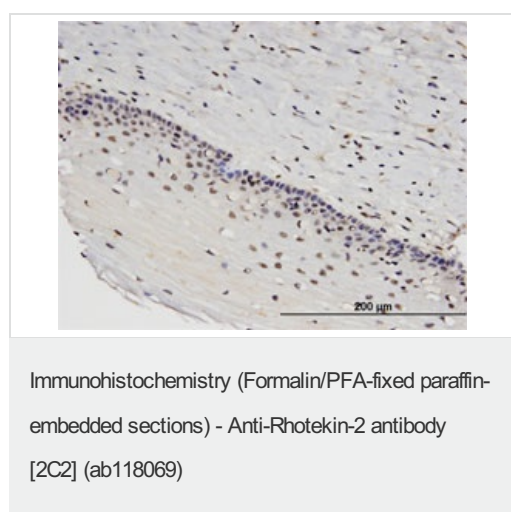
Images



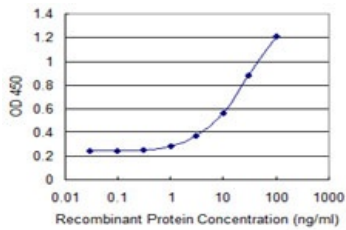
Anti-Rhotekin-2 antibody (ab118069) at 5 µg/ml + recombinant immunogen at 0.2 µg

Predicted band size: 19 kDa

Western blot against tagged recombinant immunogen using ab118069 antibody at 5µg/ml dilution. Predicted band size of immunogen is 44.04kDa.



ab118069 at 3µg/ml staining Rhotekin-2 in Formalin-fixed, Paraffin-embedded Human uterine cervix tissue by Immunohistochemistry.



Detection limit for recombinant tagged Rhotekin-2 is 0.3 ng/ml as a capture antibody.

Sandwich ELISA - Anti-Rhotekin-2 antibody [2C2] (ab118069)

Please note: All products are "FOR RESEARCH USE ONLY AND ARE NOT INTENDED FOR DIAGNOSTIC OR THERAPEUTIC USE"

Our Abpromise to you: Quality guaranteed and expert technical support

- Replacement or refund for products not performing as stated on the datasheet
- Valid for 12 months from date of delivery
- Response to your inquiry within 24 hours
- We provide support in Chinese, English, French, German, Japanese and Spanish
- Extensive multi-media technical resources to help you
- We investigate all quality concerns to ensure our products perform to the highest standards

If the product does not perform as described on this datasheet, we will offer a refund or replacement. For full details of the Abpromise, please visit <http://www.abcam.com/abpromise> or contact our technical team.

Terms and conditions

- Guarantee only valid for products bought direct from Abcam or one of our authorized distributors