

## Product datasheet

# Anti-IKK alpha antibody ab4111

★ ★ ★ ☆ ☆ 1 Abreviews   4 References   3 Images

### Overview

<b>Product name</b>	Anti-IKK alpha antibody
<b>Description</b>	Rabbit polyclonal to IKK alpha
<b>Host species</b>	Rabbit
<b>Specificity</b>	Recognises human IKK alpha and does not cross react with IKK beta or IKK gamma.
<b>Tested applications</b>	<b>Suitable for:</b> WB, ICC/IF
<b>Species reactivity</b>	<b>Reacts with:</b> Human
<b>Immunogen</b>	Synthetic peptide corresponding to amino acids 716-734 of human IKK alpha (1,2), which differs from corresponding murine sequence by four amino acids.
<b>Positive control</b>	Whole cell lysate from HeLa or Jurkat cells.

### Properties

<b>Form</b>	Liquid
<b>Storage instructions</b>	Shipped at 4°C. Store at +4°C short term (1-2 weeks). Upon delivery aliquot. Store at -20°C or -80°C. Avoid freeze / thaw cycle.
<b>Storage buffer</b>	PBS with 0.02% sodium azide
<b>Purity</b>	IgG fraction
<b>Purification notes</b>	Purified IgG was prepared from rabbit antiserum by affinity chromatography.
<b>Clonality</b>	Polyclonal
<b>Isotype</b>	IgG

### Applications

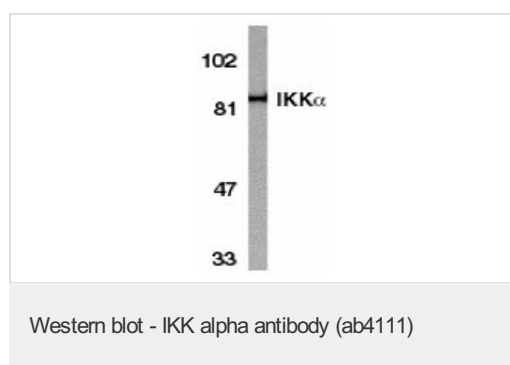
Our [Abpromise guarantee](#) covers the use of **ab4111** in the following tested applications.

The application notes include recommended starting dilutions; optimal dilutions/concentrations should be determined by the end user.

Application	Abreviews	Notes
WB	<span>★ ★ ★ ☆ ☆</span>	

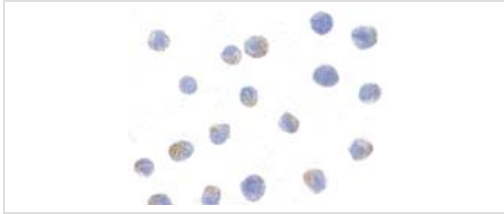
Application	Abreviews	Notes
ICC/IF		
<b>Application notes</b>	ICC/IF: Use at a concentration of 1 µg/ml. WB: At 1/1000-1/2000 dilution a 85kDa band should be detected.	
	Not yet tested in other applications. Optimal dilutions/concentrations should be determined by the end user.	
<b>Target</b>		
<b>Function</b>	Acts as part of the IKK complex in the conventional pathway of NF-kappa-B activation and phosphorylates inhibitors of NF-kappa-B thus leading to the dissociation of the inhibitor/NF-kappa-B complex and ultimately the degradation of the inhibitor. As part of the non-canonical pathway of NF-kappa-B activation, the MAP3K14-activated CHUK/IKKA homodimer phosphorylates NFKB2/p100 associated with RelB, inducing its proteolytic processing to NFKB2/p52 and the formation of NF-kappa-B RelB-p52 complexes. Also phosphorylates NCOA3. Phosphorylates 'Ser-10' of histone H3 at NF-kappa-B-regulated promoters during inflammatory responses triggered by cytokines.	
<b>Tissue specificity</b>	Widely expressed.	
<b>Involvement in disease</b>	Defects in CHUK are the cause of cocoon syndrome (COCOS) [MIM:613630]; also known as fetal encasement syndrome. COCOS is a lethal syndrome characterized by multiple fetal malformations including defective face and seemingly absent limbs, which are bound to the trunk and encased under the skin.	
<b>Sequence similarities</b>	Belongs to the protein kinase superfamily. Ser/Thr protein kinase family. I-kappa-B kinase subfamily. Contains 1 protein kinase domain.	
<b>Post-translational modifications</b>	Phosphorylated by MAP3K14/NIK, AKT and to a lesser extent by MEKK1, and dephosphorylated by PP2A. Autophosphorylated. Acetylation of Thr-179 by Yersinia yopJ prevents phosphorylation and activation, thus blocking the I-kappa-B signaling pathway.	
<b>Cellular localization</b>	Cytoplasm. Nucleus. Shuttles between the cytoplasm and the nucleus.	

## Images



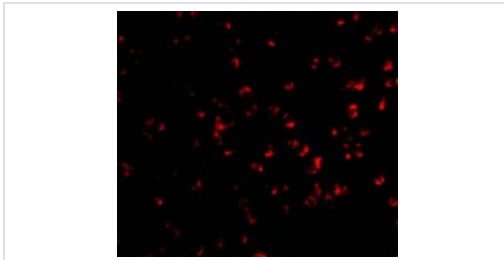
Anti-IKK alpha antibody (ab4111) at 1/1000 dilution + HeLa whole cell lysate

**Observed band size:** 85 kDa



ab4111 at 1µg/ml staining IKK alpha in Jurkat cells by ICC/IF

Immunocytochemistry/ Immunofluorescence - IKK alpha antibody (ab4111)



Immunofluorescence of IKK alpha in Jurkat cells using ab4111 at 10 ug/ml.

Immunocytochemistry/ Immunofluorescence-Anti-IKK alpha antibody(ab4111)

**Please note:** All products are "FOR RESEARCH USE ONLY AND ARE NOT INTENDED FOR DIAGNOSTIC OR THERAPEUTIC USE"

### Our Abpromise to you: Quality guaranteed and expert technical support

- Replacement or refund for products not performing as stated on the datasheet
- Valid for 12 months from date of delivery
- Response to your inquiry within 24 hours
- We provide support in Chinese, English, French, German, Japanese and Spanish
- Extensive multi-media technical resources to help you
- We investigate all quality concerns to ensure our products perform to the highest standards

If the product does not perform as described on this datasheet, we will offer a refund or replacement. For full details of the Abpromise, please visit <http://www.abcam.com/abpromise> or contact our technical team.

### Terms and conditions

- Guarantee only valid for products bought direct from Abcam or one of our authorized distributors