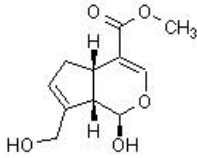


Product datasheet

Genipin, Cell-permeable uncoupling protein 2 inhibitor ab141049

2 Images

Overview

Product name	Genipin, Cell-permeable uncoupling protein 2 inhibitor
Description	Cell-permeable uncoupling protein 2 inhibitor
Biological description	Cell-permeable uncoupling protein 2 (UCP2) inhibitor. Anti-inflammatory, anti-angiogenic and pro-apoptotic effects. Acts as a protein cross-linker.
Purity	> 99%
CAS Number	6902-77-8
Chemical structure	

Properties

Chemical name	(1 <i>R</i> ,4 <i>aS</i> ,7 <i>aS</i>)-1,4 <i>a</i> ,5,7 <i>a</i> -Tetrahydro-1-hydroxy-7-(hydroxymethyl)cyclopenta[<i>c</i>]pyran-4-carboxylic acid methyl ester
Molecular weight	226.23
Molecular formula	C ₁₁ H ₁₄ O ₅
Storage instructions	Store at +4°C. The product can be stored for up to 12 months.
Solubility overview	Soluble in DMSO to 100 mM and in ethanol to 50 mM
Handling	<p>Wherever possible, you should prepare and use solutions on the same day. However, if you need to make up stock solutions in advance, we recommend that you store the solution as aliquots in tightly sealed vials at -20°C. Generally, these will be useable for up to one month. Before use, and prior to opening the vial we recommend that you allow your product to equilibrate to room temperature for at least 1 hour.</p> <p>Toxic, refer to SDS for further information.</p> <p>Need more advice on solubility, usage and handling? Please visit our frequently asked questions (FAQ) page for more details.</p>
SMILES	<chem>O=C(OC)C1=CO[C@@H](O)[C@@H]2C(=CC[C@H]12)CO</chem>

Source

Synthetic

Applications

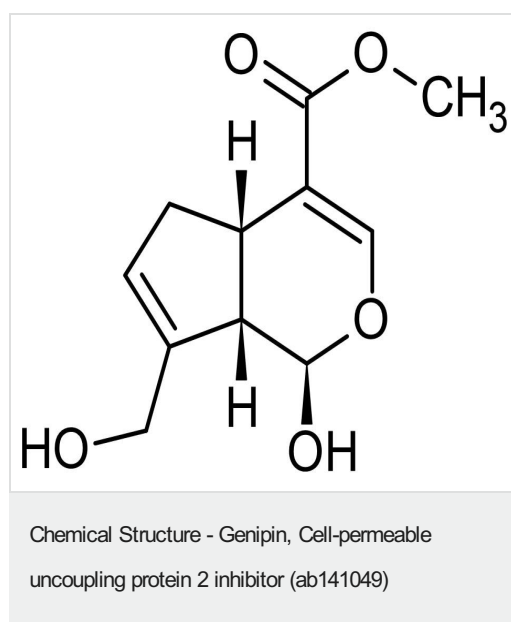
The Abpromise guarantee

Our **Abpromise guarantee** covers the use of ab141049 in the following tested applications.

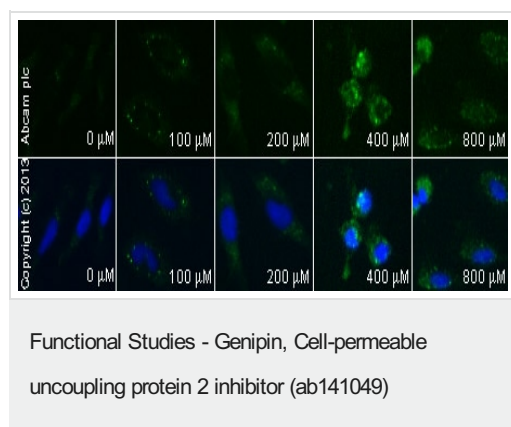
The application notes include recommended starting dilutions; optimal dilutions/concentrations should be determined by the end user.

Application	Abreviews	Notes
Functional Studies		Use at an assay dependent concentration.

Images



2D chemical structure image of ab141049, Genipin, Cell-permeable uncoupling protein 2 inhibitor



ab28 staining p53 in HeLa cells treated with genipin (ab141049), by ICC/IF. Increase of p53 expression correlates with increased concentration of genipin, as described in literature.

The cells were incubated at 37°C for 6h in media containing different concentrations of ab141049 (genipin) in DMSO, fixed with 4% formaldehyde for 10 minutes at room temperature and blocked with PBS containing 10% goat serum, 0.3 M glycine, 1% BSA and 0.1% tween for 2h at room temperature. Staining of the treated cells with **ab28** (5 µg/ml) was performed overnight at 4°C in PBS containing 1% BSA and 0.1% tween. A DyLight 488 anti-mouse polyclonal antibody (**ab96879**) at 1/250 dilution was used as the secondary antibody. Nuclei were counterstained with DAPI and are shown in blue.

Please note: All products are "FOR RESEARCH USE ONLY. NOT FOR USE IN DIAGNOSTIC PROCEDURES, NOT FOR USE IN HUMANS"

Our Abpromise to you: Quality guaranteed and expert technical support

- Replacement or refund for products not performing as stated on the datasheet
- Valid for 12 months from date of delivery
- Response to your inquiry within 24 hours

- We provide support in Chinese, English, French, German, Japanese and Spanish
- Extensive multi-media technical resources to help you
- We investigate all quality concerns to ensure our products perform to the highest standards

If the product does not perform as described on this datasheet, we will offer a refund or replacement. For full details of the Abpromise, please visit <https://www.abcam.com/abpromise> or contact our technical team.

Terms and conditions

- Guarantee only valid for products bought direct from Abcam or one of our authorized distributors
- Abcam biochemicals are novel compounds and we have not tested their biological activity in house. Please use the literature to identify how to use these products effectively. If you require further assistance please contact the scientific support team