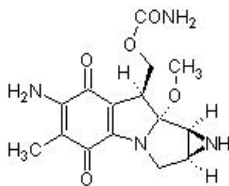


Product datasheet

Mitomycin C (MMC), Anticancer and antibiotic agent ab120797

★★★★★ [1 Abreviews](#) [7 References](#) [2 Images](#)

Overview

Product name	Mitomycin C (MMC), Anticancer and antibiotic agent
Description	Anticancer and antibiotic agent
Purity	> 99%
CAS Number	50-07-7
Chemical structure	

Properties

Chemical name	(1a <i>S</i> ,8 <i>S</i> ,8a <i>R</i> ,8b <i>S</i>)-6-Amino-8-[[[(aminocarbonyl)oxy]methyl]-1,1a,2,8,8a,8b-hexahydro-8a-methoxy-5-methylazirino[2',3':3,4]pyrrolo[1,2- <i>a</i>]indole-4,7-dione
Molecular weight	334.33
Molecular formula	C ₁₅ H ₁₈ N ₄ O ₅
PubChem identifier	5746
Storage instructions	Store at +4°C. The product can be stored for up to 12 months.
Solubility overview	Soluble in DMSO to 100 mM
Handling	<p>Wherever possible, you should prepare and use solutions on the same day. However, if you need to make up stock solutions in advance, we recommend that you store the solution as aliquots in tightly sealed vials at -20°C. Generally, these will be useable for up to one month. Before use, and prior to opening the vial we recommend that you allow your product to equilibrate to room temperature for at least 1 hour.</p> <p>Toxic, refer to SDS for further information.</p> <p>Need more advice on solubility, usage and handling? Please visit our frequently asked questions (FAQ) page for more details.</p>
SMILES	<chem>CC1=C(C(=O)C2=C(C1=O)N3C[C@H]4[C@@H]([C@@]3([C@@H]2COC(=O)N)OC)N4)N</chem>

Applications

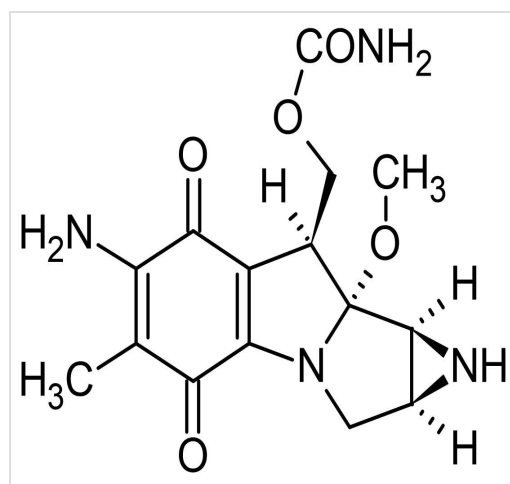
The Abpromise guarantee

Our **Abpromise guarantee** covers the use of ab120797 in the following tested applications.

The application notes include recommended starting dilutions; optimal dilutions/concentrations should be determined by the end user.

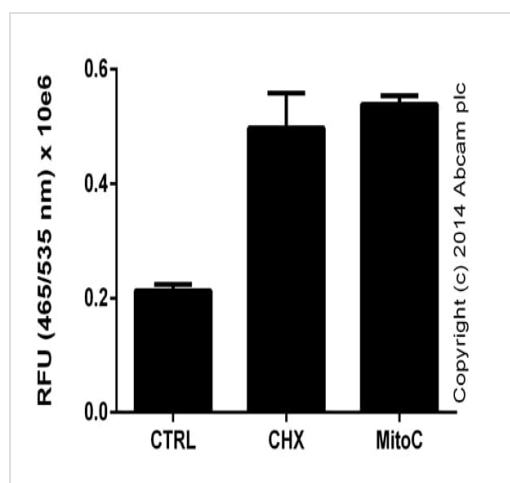
Application	Abreviews	Notes
Functional Studies		Use at an assay dependent concentration.

Images



Chemical Structure - Mitomycin C (MMC),
Anticancer and antibiotic agent (ab120797)

2D chemical structure image of ab120797, Mitomycin C (MMC),
Anticancer and antibiotic agent



Functional Studies - Mitomycin C (MMC),
Anticancer and antibiotic agent (ab120797)

Functional assays: Caspase 8 (active) FITC Staining Kit (ab65614)

Active caspase 8 in control Jurkat cells (10e6/mL) or cells treated for five hours with 10 ug/mL Cyclohexamide (CHX) (**ab120093**) or four hours with 25 ug/mL Mitomycin C (MitoC) (ab120797).

Background signal subtracted, duplicates; +/- SD.

Please note: All products are "FOR RESEARCH USE ONLY. NOT FOR USE IN DIAGNOSTIC PROCEDURES, NOT FOR USE IN HUMANS"

Our Abpromise to you: Quality guaranteed and expert technical support

- Replacement or refund for products not performing as stated on the datasheet
- Valid for 12 months from date of delivery
- Response to your inquiry within 24 hours

- We provide support in Chinese, English, French, German, Japanese and Spanish
- Extensive multi-media technical resources to help you
- We investigate all quality concerns to ensure our products perform to the highest standards

If the product does not perform as described on this datasheet, we will offer a refund or replacement. For full details of the Abpromise, please visit <https://www.abcam.com/abpromise> or contact our technical team.

Terms and conditions

- Guarantee only valid for products bought direct from Abcam or one of our authorized distributors
- Abcam biochemicals are novel compounds and we have not tested their biological activity in house. Please use the literature to identify how to use these products effectively. If you require further assistance please contact the scientific support team