

Human TIMP3 ELISA Kit (MIG-5) ab119608

8 References 3 Images

Overview

Product name Human TIMP3 ELISA Kit (MIG-5)

Detection method Colorimetric

Precision	Intra-assay				
	Sample	n	Mean	SD	CV%
	1	16	233pg/ml	18.21	= 7%
	2	16	1357pg/ml	92.27	= 6.8%
	3	16	4383pg/ml	271.74	= 6.2%

	Inter-assay				
	Sample	n	Mean	SD	CV%
	1	24	248pg/ml	21.08	= 8.5%
	2	24	1474pg/ml	120.86	= 8.2%
	3	24	4049pg/ml	327.96	= 8.1%

Sample type Cell culture supernatant, Saliva, Serum, Hep Plasma, EDTA Plasma

Assay type Sandwich (quantitative)

Sensitivity < 2 pg/ml

Range 156 pg/ml - 10000 pg/ml

Assay duration Multiple steps standard assay

Species reactivity Reacts with: Human

Product overview Abcam's Human TIMP3 (MIG-5) *in vitro* ELISA (Enzyme-Linked Immunosorbent Assay) kit is designed for the accurate quantitative measurement of Human TIMP3 (MIG-5) in cell culture supernatants, serum, plasma (heparin, EDTA) and saliva.

A TIMP3 (MIG-5) specific mouse monoclonal antibody has been precoated onto 96-well plates. Standards and test samples are added to the wells and incubated. A biotinylated detection

polyclonal antibody from goat specific for TIMP3 (MIG-5) is then added followed by washing with PBS or TBS buffer. Avidin-Biotin-Peroxidase Complex is added and unbound conjugates are washed away with PBS or TBS buffer. TMB is then used to visualize the HRP enzymatic reaction. TMB is catalyzed by HRP to produce a blue color product that changes into yellow after adding acidic stop solution. The density of yellow coloration is directly proportional to the Human TIMP3 (MIG-5) amount of sample captured in plate.

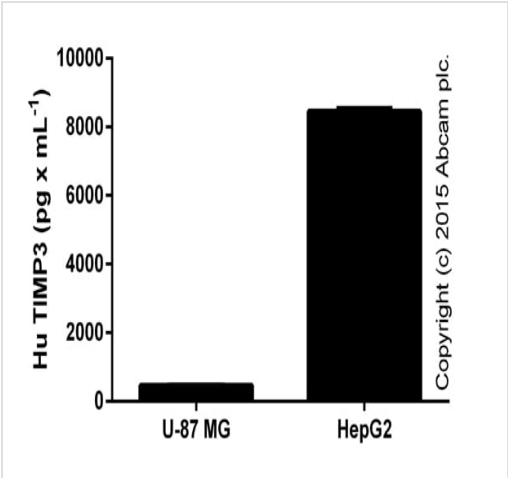
Notes	Note: In our lab we were only able to detect high doses of TIMP3 above 625 pg/ml.
Platform	Microplate

Properties

Storage instructions Store at -20°C. Please refer to protocols.

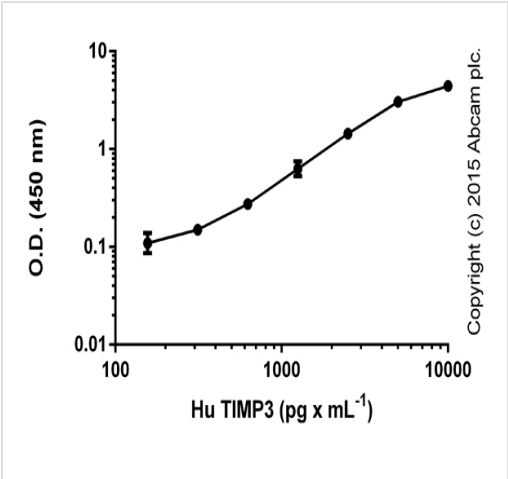
Components	Identifier	1 x 96 tests	1 x 96 tests
ABC Diluent Buffer	Blue Cap	1 x 12ml	1 x 12ml
Antibody Diluent Buffer	Green Cap	1 x 12ml	1 x 12ml
Anti-Human TIMP3 antibody Microplate (12 x 8 wells)		1 unit	1 unit
Avidin-Biotin-Peroxidase Complex (ABC)		1 x 100µl	1 x 100µl
Biotinylated anti-Human TIMP3 antibody		1 x 130µl	1 x 130µl
Lyophilized recombinant Human TIMP3 standard		2 x 10ng	2 x 10ng
Plate Seal		4 units	4 units
Sample Diluent Buffer	Green Cap	1 x 30ml	1 x 30ml
TMB Color Developing Agent	Amber Bottle	1 x 10ml	1 x 10ml
TMB Stop Solution	Yellow Cap	1 x 10ml	1 x 10ml
Wash Buffer (25X)		1 x 20ml	1 x 20ml

Function	Complexes with metalloproteinases (such as collagenases) and irreversibly inactivates them by binding to their catalytic zinc cofactor. May form part of a tissue-specific acute response to remodeling stimuli. Known to act on MMP-1, MMP-2, MMP-3, MMP-7, MMP-9, MMP-13, MMP-14 and MMP-15.
Involvement in disease	Defects in TIMP3 are the cause of Sorsby fundus dystrophy (SFD) [MIM:136900]. SFD is a rare autosomal dominant macular disorder with an age of onset in the fourth decade. It is characterized by loss of central vision from subretinal neovascularization and atrophy of the ocular tissues. Generally, macular disciform degeneration develops in the patients eye within 6 months to 6 years.
Sequence similarities	Belongs to the protease inhibitor I35 (TIMP) family. Contains 1 NTR domain.
Cellular localization	Secreted > extracellular space > extracellular matrix.



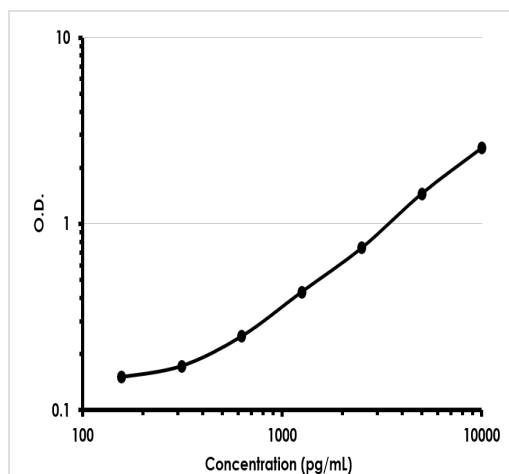
TIMP3 measured in culture supernatants (duplicates +/- SD).

ELISA: ab119608 TIMP3 (MIG-5) Human ELISA Kit



Standard curve with background signal subtracted (duplicates; +/- SD).

ELISA: ab119608 TIMP3 (MIG-5) Human ELISA Kit



Representative standard curve using ab119608.

Typical Standard Curve

Please note: All products are "FOR RESEARCH USE ONLY. NOT FOR USE IN DIAGNOSTIC PROCEDURES"

Our Abpromise to you: Quality guaranteed and expert technical support

- Replacement or refund for products not performing as stated on the datasheet
- Valid for 12 months from date of delivery
- Response to your inquiry within 24 hours
- We provide support in Chinese, English, French, German, Japanese and Spanish
- Extensive multi-media technical resources to help you
- We investigate all quality concerns to ensure our products perform to the highest standards

If the product does not perform as described on this datasheet, we will offer a refund or replacement. For full details of the Abpromise, please visit <https://www.abcam.com/abpromise> or contact our technical team.

Terms and conditions

- Guarantee only valid for products bought direct from Abcam or one of our authorized distributors