


Product datasheet

Anti-AKR1C1/AKR1C2 antibody [4B6AF3] ab131375

[4 References](#) [2 Images](#)

Overview

Product name	Anti-AKR1C1/AKR1C2 antibody [4B6AF3]
Description	Mouse monoclonal [4B6AF3] to AKR1C1/AKR1C2
Host species	Mouse
Tested applications	Suitable for: WB, ICC/IF
Species reactivity	Reacts with: Mouse, Rat, Human Predicted to work with: Rabbit, Cow 
Immunogen	Full length native protein (purified). This information is considered to be commercially sensitive.
Positive control	WB: HeLa, HepG2, HLH, HHH, MLH, RLH and RHH tissue samples ICC/IF: Hela cells
General notes	<p>This antibody clone is manufactured by Abcam. If you require a custom buffer formulation or conjugation for your experiments, please contact orders@abcam.com.</p> <p>The Life Science industry has been in the grips of a reproducibility crisis for a number of years. Abcam is leading the way in addressing this with our range of recombinant monoclonal antibodies and knockout edited cell lines for gold-standard validation. Please check that this product meets your needs before purchasing.</p> <p>If you have any questions, special requirements or concerns, please send us an inquiry and/or contact our Support team ahead of purchase. Recommended alternatives for this product can be found below, along with publications, customer reviews and Q&As</p> <p>Product was previously marketed under the MitoSciences sub-brand.</p>

Properties

Form	Liquid
Storage instructions	Shipped at 4°C. Store at +4°C short term (1-2 weeks). Store at -20°C or -80°C. Avoid freeze / thaw cycle.
Storage buffer	pH: 7.5 Preservative: 0.02% Sodium azide Constituents: 0.877% Sodium chloride, 0.357% HEPES
Purification notes	Purity >90% by SDS-PAGE.
Clonality	Monoclonal

Clone number 4B6AF3
Isotype IgG2b

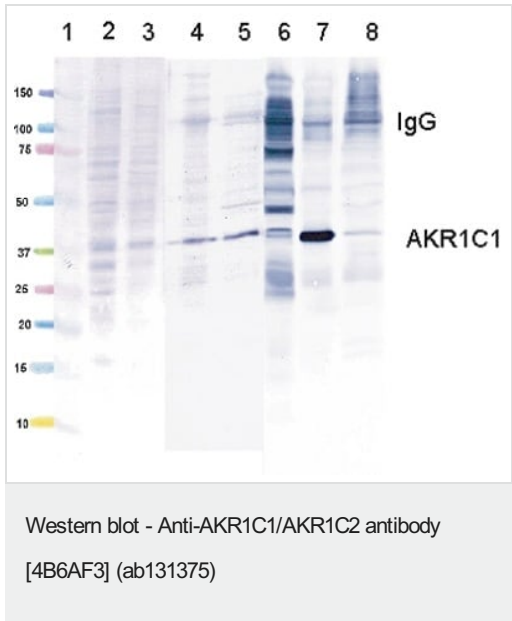
Applications

The Abpromise guarantee Our **Abpromise guarantee** covers the use of ab131375 in the following tested applications.
The application notes include recommended starting dilutions; optimal dilutions/concentrations should be determined by the end user.

Application	Abreviews	Notes
WB		Use a concentration of 2 µg/ml. Predicted molecular weight: 37 kDa.
ICC/IF		Use a concentration of 5 µg/ml. (paraformaldehyde fixed cells)

Target

Images



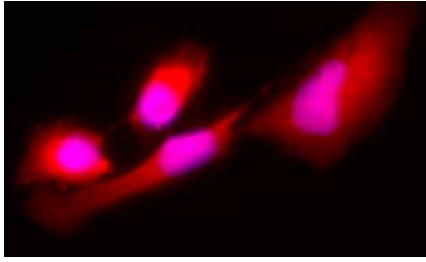
All lanes : Anti-AKR1C1/AKR1C2 antibody [4B6AF3] (ab131375) at 2 µg/ml

- Lane 1 :** Molecular weight marker
- Lane 2 :** HeLa Cell Lysate at 15 µg
- Lane 3 :** HepG2 Cell Lysate at 15 µg
- Lane 4 :** Human Liver Homogenate (HLH) at 10 µg
- Lane 5 :** Human Heart Homogenate (HHH) at 10 µg
- Lane 6 :** Mouse Liver Homogenate (MLH) at 10 µg
- Lane 7 :** Rat Liver Homogenate (RLH) at 10 µg
- Lane 8 :** Rat Heart Homogenate (RHH) at 10 µg

Secondary
All lanes : Goat anti-Mouse AP at 1/3000 dilution

Predicted band size: 37 kDa

0.3% PBST was used as a blocking buffer in all incubation steps.
The high background signal in Mouse tissue sample was caused by the direct reaction between the Mouse IgG in Mouse tissue preps and the Goat anti-Mouse secondary antibody.



Immunocytochemistry/ Immunofluorescence - Anti-AKR1C1/AKR1C2 antibody [4B6AF3] (ab131375)

Immunofluorescence analysis of AKR1C1 in HeLa cells, using ab131375 at 5 µg/ml.

The cells were paraformaldehyde fixed (4%, 20 minutes) and Triton X-100 permeabilized (0.1%, 15 min). The cells were then incubated with ab131375 for 2h at room temperature or over night at 4°C. The secondary antibody was (red) Alexa Fluor® 594 Goat anti-Mouse IgG (H+L) used at a 1/1000 dilution for 1h. 1% BSA was used as the blocking agent for all blocking steps. The target protein locates to the cytosol.

Please note: All products are "FOR RESEARCH USE ONLY. NOT FOR USE IN DIAGNOSTIC PROCEDURES"

Our Abpromise to you: Quality guaranteed and expert technical support

- Replacement or refund for products not performing as stated on the datasheet
- Valid for 12 months from date of delivery
- Response to your inquiry within 24 hours
- We provide support in Chinese, English, French, German, Japanese and Spanish
- Extensive multi-media technical resources to help you
- We investigate all quality concerns to ensure our products perform to the highest standards

If the product does not perform as described on this datasheet, we will offer a refund or replacement. For full details of the Abpromise, please visit <https://www.abcam.com/abpromise> or contact our technical team.

Terms and conditions

- Guarantee only valid for products bought direct from Abcam or one of our authorized distributors