

Product datasheet

Anti-ALDH3A1 antibody ab186726

4 Images

Overview

Product name	Anti-ALDH3A1 antibody
Description	Rabbit polyclonal to ALDH3A1
Host species	Rabbit
Tested applications	Suitable for: ICC/IF, WB, IHC-P
Species reactivity	Reacts with: Mouse, Rat, Human
Immunogen	Recombinant fragment within Human ALDH3A1. The exact sequence is proprietary. Database link: P30838
Positive control	Extracts of A549, H460, HT29, Hela, mouse lung, mouse testis, mouse stomach and mouse brain cell lines.
General notes	<p>The Life Science industry has been in the grips of a reproducibility crisis for a number of years. Abcam is leading the way in addressing this with our range of recombinant monoclonal antibodies and knockout edited cell lines for gold-standard validation. Please check that this product meets your needs before purchasing.</p> <p>If you have any questions, special requirements or concerns, please send us an inquiry and/or contact our Support team ahead of purchase. Recommended alternatives for this product can be found below, along with publications, customer reviews and Q&As</p>

Properties

Form	Liquid
Storage instructions	Shipped at 4°C. Store at +4°C short term (1-2 weeks). Upon delivery aliquot. Store at -20°C long term. Avoid freeze / thaw cycle.
Storage buffer	pH: 7.30 Preservative: 0.02% Sodium azide Constituents: 50% Glycerol, 49% PBS
Purity	Immunogen affinity purified
Clonality	Polyclonal
Isotype	IgG

Applications

The Abpromise guarantee

Our **Abpromise guarantee** covers the use of ab186726 in the following tested applications.

The application notes include recommended starting dilutions; optimal dilutions/concentrations should be determined by the end user.

Application	Abreviews	Notes
ICC/IF		Use at an assay dependent concentration.
WB		1/500 - 1/2000. Predicted molecular weight: 50 kDa.
IHC-P		1/50 - 1/200.

Target

Function

ALDHs play a major role in the detoxification of alcohol-derived acetaldehyde. They are involved in the metabolism of corticosteroids, biogenic amines, neurotransmitters, and lipid peroxidation. This protein preferentially oxidizes aromatic aldehyde substrates. It may play a role in the oxidation of toxic aldehydes.

Tissue specificity

High levels in stomach, esophagus and lung; low level in the liver and kidney.

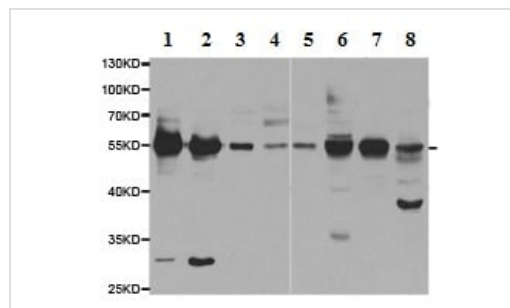
Sequence similarities

Belongs to the aldehyde dehydrogenase family.

Cellular localization

Cytoplasm.

Images



Western blot - Anti-ALDH3A1 antibody (ab186726)

All lanes : Anti-ALDH3A1 antibody (ab186726) at 1/500 dilution

Lane 1 : Extract of A549 cell line

Lane 2 : Extract of NCI-H460 cell line

Lane 3 : Extract of HT29 cell line

Lane 4 : Extract of Hela cell line

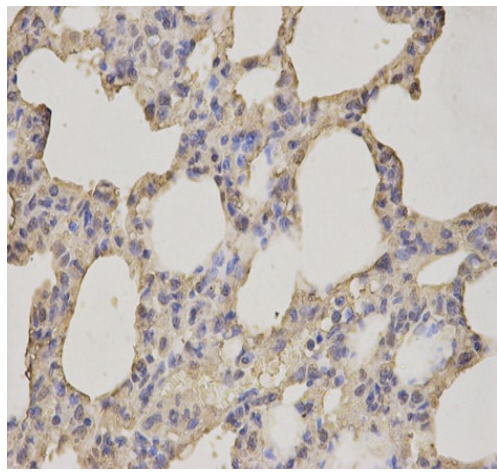
Lane 5 : Extract of mouse lung cell line

Lane 6 : Extract of mouse testis cell line

Lane 7 : Extract of mouse stomach cell line

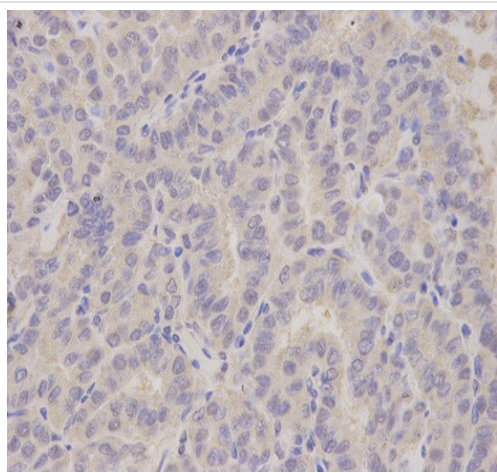
Lane 8 : Extract of mouse brain cell line

Predicted band size: 50 kDa



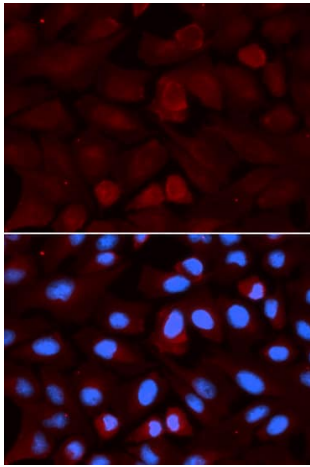
Immunohistochemistry (Formalin/PFA-fixed paraffin-embedded sections) analysis of rat lung tissue labelling ALDH3A1 with ab186726 at 1/200. Magnification: 400x.

Immunohistochemistry (Formalin/PFA-fixed paraffin-embedded sections) - Anti-ALDH3A1 antibody (ab186726)



Immunohistochemistry (Formalin/PFA-fixed paraffin-embedded sections) analysis of human thyroid cancer tissue labelling ALDH3A1 with ab186726 at 1/200. Magnification: 400x.

Immunohistochemistry (Formalin/PFA-fixed paraffin-embedded sections) - Anti-ALDH3A1 antibody (ab186726)



Immunocytochemistry/Immunofluorescence analysis of U2OS cells using ab186726. Blue DAPI for nuclear staining.

Immunocytochemistry/ Immunofluorescence - Anti-ALDH3A1 antibody (ab186726)

Please note: All products are "FOR RESEARCH USE ONLY. NOT FOR USE IN DIAGNOSTIC PROCEDURES"

Our Abpromise to you: Quality guaranteed and expert technical support

- Replacement or refund for products not performing as stated on the datasheet
- Valid for 12 months from date of delivery
- Response to your inquiry within 24 hours
- We provide support in Chinese, English, French, German, Japanese and Spanish
- Extensive multi-media technical resources to help you
- We investigate all quality concerns to ensure our products perform to the highest standards

If the product does not perform as described on this datasheet, we will offer a refund or replacement. For full details of the Abpromise, please visit <https://www.abcam.com/abpromise> or contact our technical team.

Terms and conditions

- Guarantee only valid for products bought direct from Abcam or one of our authorized distributors