


# Alexa Fluor® 488 Anti-Peroxiredoxin 2/PRP antibody [EPR5154] ab197536

Recombinant RabMAb

3 Images

## Overview

<b>Product name</b>	Alexa Fluor® 488 Anti-Peroxiredoxin 2/PRP antibody [EPR5154]
<b>Description</b>	Alexa Fluor® 488 Rabbit monoclonal [EPR5154] to Peroxiredoxin 2/PRP
<b>Host species</b>	Rabbit
<b>Conjugation</b>	Alexa Fluor® 488. Ex: 495nm, Em: 519nm
<b>Tested applications</b>	<b>Suitable for:</b> ICC/IF, Flow Cyt (Intra)
<b>Species reactivity</b>	<b>Reacts with:</b> Human <b>Predicted to work with:</b> Mouse, Rat, Pig 
<b>Immunogen</b>	Synthetic peptide. This information is proprietary to Abcam and/or its suppliers.
<b>Positive control</b>	Flow Cyt (intra): HeLa cells. ICC/IF: Hek293 cells.
<b>General notes</b>	<p>Our RabMAb® technology is a patented hybridoma-based technology for making rabbit monoclonal antibodies. For details on our patents, please refer to <a href="#">RabMAb® patents</a>.</p> <p>Alexa Fluor® is a registered trademark of Molecular Probes, Inc, a Thermo Fisher Scientific Company. The Alexa Fluor® dye included in this product is provided under an intellectual property license from Life Technologies Corporation. As this product contains the Alexa Fluor® dye, the purchase of this product conveys to the buyer the non-transferable right to use the purchased product and components of the product only in research conducted by the buyer (whether the buyer is an academic or for-profit entity). As this product contains the Alexa Fluor® dye the sale of this product is expressly conditioned on the buyer not using the product or its components, or any materials made using the product or its components, in any activity to generate revenue, which may include, but is not limited to use of the product or its components: (i) in manufacturing; (ii) to provide a service, information, or data in return for payment (iii) for therapeutic, diagnostic or prophylactic purposes; or (iv) for resale, regardless of whether they are sold for use in research. For information on purchasing a license to this product for purposes other than research, contact Life Technologies Corporation, 5781 Van Allen Way, Carlsbad, CA 92008 USA or <a href="mailto:outlicensing@thermofisher.com">outlicensing@thermofisher.com</a>.</p>

## Properties

**Form** Liquid

<b>Storage instructions</b>	Shipped at 4°C. Store at +4°C short term (1-2 weeks). Upon delivery aliquot. Store at -20°C. Avoid freeze / thaw cycle. Store In the Dark.
<b>Storage buffer</b>	pH: 7.40 Preservative: 0.02% Sodium azide Constituents: 30% Glycerol (glycerin, glycerine), PBS, 1% BSA
<b>Purity</b>	Protein A purified
<b>Clonality</b>	Monoclonal
<b>Clone number</b>	EPR5154
<b>Isotype</b>	IgG

## Applications

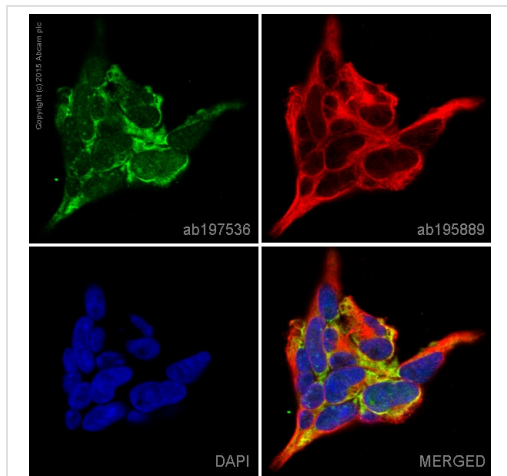
**The Abpromise guarantee** Our **Abpromise guarantee** covers the use of ab197536 in the following tested applications. The application notes include recommended starting dilutions; optimal dilutions/concentrations should be determined by the end user.

Application	Abreviews	Notes
ICC/IF		1/100. This product gave a positive signal in Hek293 cells fixed with 100% methanol (5 min).
Flow Cyt (Intra)		1/500. <b>ab199091</b> - Rabbit monoclonal IgG (Alexa Fluor® 488), is suitable for use as an isotype control with this antibody.

## Target

<b>Function</b>	Involved in redox regulation of the cell. Reduces peroxides with reducing equivalents provided through the thioredoxin system. It is not able to receive electrons from glutaredoxin. May play an important role in eliminating peroxides generated during metabolism. Might participate in the signaling cascades of growth factors and tumor necrosis factor-alpha by regulating the intracellular concentrations of H <sub>2</sub> O <sub>2</sub> .
<b>Sequence similarities</b>	Belongs to the ahpC/TSA family. Contains 1 thioredoxin domain.
<b>Cellular localization</b>	Cytoplasm.

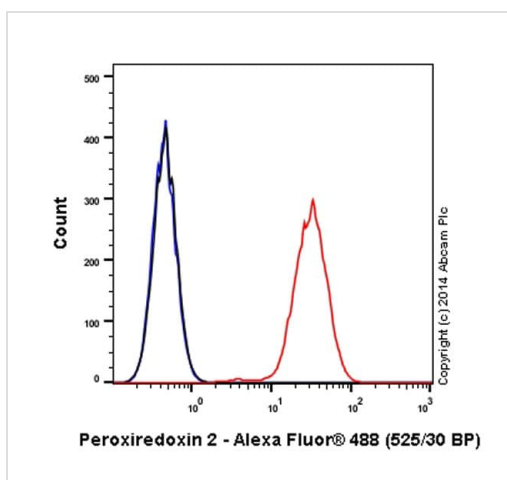
## Images



Immunocytochemistry/ Immunofluorescence - Alexa Fluor® 488 Anti-Peroxiredoxin 2/PRP antibody [EPR5154] (ab197536)

ab197536 staining Peroxiredoxin 2/PRP in Hek293 cells. The cells were fixed with 100% methanol (5 min), permeabilized with 0.1% Triton X-100 for 5 minutes and then blocked with 1% BSA/10% normal goat serum/0.3M glycine in 0.1%PBS-Tween for 1h. The cells were then incubated overnight at +4°C with ab197536 at a 1/100 dilution (shown in green) and **ab195889**, Mouse monoclonal to alpha Tubulin (Alexa Fluor® 594), at a 1/250 dilution (shown in red). Nuclear DNA was labelled with DAPI (shown in blue).

Image was taken with a confocal microscope (Leica-Microsystems, TCS SP8).



Flow Cytometry (Intracellular) - Alexa Fluor® 488 Anti-Peroxiredoxin 2/PRP antibody [EPR5154] (ab197536)

Overlay histogram showing HeLa cells stained with ab197536 (red line). The cells were fixed with 80% methanol (5 min) and then permeabilized with 0.1% PBS-Tween for 20 min. The cells were then incubated in 1x PBS / 10% normal goat serum / 0.3M glycine to block non-specific protein-protein interactions followed by the antibody (ab197536, 1/500 dilution) for 30 min at 22°C. Isotype control antibody (black line) was rabbit IgG (monoclonal) Alexa Fluor® 488 used at the same concentration and conditions as the primary antibody. Unlabelled sample (blue line) was also used as a control.

Acquisition of >5,000 events were collected using a 20mW Argon ion laser (488nm) and 525/30 bandpass filter.

### Why choose a recombinant antibody?



**Research with confidence**  
Consistent and reproducible results



**Long-term and scalable supply**  
Recombinant technology



**Success from the first experiment**  
Confirmed specificity



**Ethical standards compliant**  
Animal-free production

Alexa Fluor® 488 Anti-Peroxiredoxin 2/PRP  
antibody [EPR5154] (ab197536)

**Please note:** All products are "FOR RESEARCH USE ONLY. NOT FOR USE IN DIAGNOSTIC PROCEDURES"

### Our Abpromise to you: Quality guaranteed and expert technical support

---

- Replacement or refund for products not performing as stated on the datasheet
- Valid for 12 months from date of delivery
- Response to your inquiry within 24 hours
- We provide support in Chinese, English, French, German, Japanese and Spanish
- Extensive multi-media technical resources to help you
- We investigate all quality concerns to ensure our products perform to the highest standards

If the product does not perform as described on this datasheet, we will offer a refund or replacement. For full details of the Abpromise, please visit <https://www.abcam.com/abpromise> or contact our technical team.

### Terms and conditions

---

- Guarantee only valid for products bought direct from Abcam or one of our authorized distributors