


Product datasheet

Anti-BNIP3L/NIX antibody [EPR4033] ab109414

Recombinant RabMAb

★★★★★ [1 Abreviews](#) [11 References](#) [3 Images](#)

Overview

Product name	Anti-BNIP3L/NIX antibody [EPR4033]
Description	Rabbit monoclonal [EPR4033] to BNIP3L/NIX
Host species	Rabbit
Tested applications	Suitable for: WB, IHC-P Unsuitable for: Flow Cyt, ICC/IF or IP
Species reactivity	Reacts with: Human Predicted to work with: Mouse, Rat 
Immunogen	Synthetic peptide. This information is proprietary to Abcam and/or its suppliers.
Positive control	Raji and K562 cell lysates; Human breast carcinoma tissue
General notes	<p>This product is a recombinant monoclonal antibody, which offers several advantages including:</p> <ul style="list-style-type: none"> - High batch-to-batch consistency and reproducibility - Improved sensitivity and specificity - Long-term security of supply - Animal-free production <p>For more information see here.</p> <p>Our RabMAb[®] technology is a patented hybridoma-based technology for making rabbit monoclonal antibodies. For details on our patents, please refer to RabMAb[®] patents.</p>

Properties

Form	Liquid
Storage instructions	Shipped at 4°C. Store at -20°C. Stable for 12 months at -20°C.
Storage buffer	pH: 7.20 Preservative: 0.01% Sodium azide Constituents: 9% PBS, 40% Glycerol (glycerin, glycerine), 0.05% BSA, 50% Tissue culture supernatant
Purity	Protein A purified
Clonality	Monoclonal
Clone number	EPR4033

Isotype

IgG

Applications

The Abpromise guarantee

Our **Abpromise guarantee** covers the use of ab109414 in the following tested applications.

The application notes include recommended starting dilutions; optimal dilutions/concentrations should be determined by the end user.

Application	Abreviews	Notes
WB	★★★★★ (1)	1/1000 - 1/10000. Detects a band of approximately 35 kDa (predicted molecular weight: 24 kDa).
IHC-P		1/100 - 1/250. Perform heat mediated antigen retrieval with citrate buffer pH 6 before commencing with IHC staining protocol. antigen retrieval is recommended.

Application notes

Is unsuitable for Flow Cyt, ICC/IF or IP.

Target

Function

Induces apoptosis. Interacts with viral and cellular anti-apoptosis proteins. Can overcome the suppressors BCL-2 and BCL-XL, although high levels of BCL-XL expression will inhibit apoptosis. May function as a tumor suppressor. Inhibits apoptosis induced by BNIP3.

Sequence similarities

Belongs to the NIP3 family.

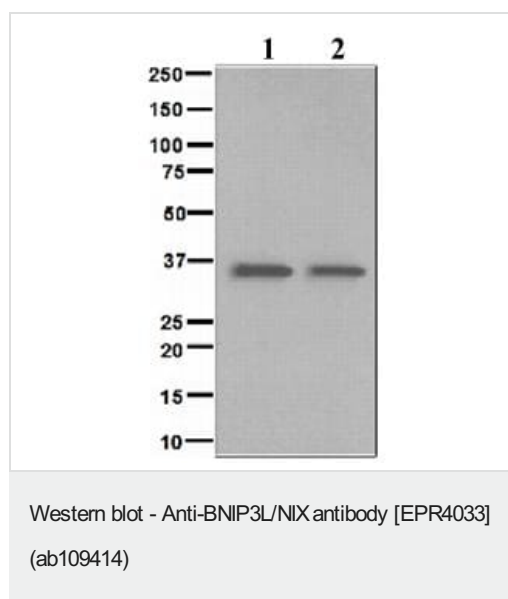
Post-translational modifications

Undergoes progressive proteolysis to an 11 kDa C-terminal fragment, which is blocked by the proteasome inhibitor lactacystin.

Cellular localization

Nucleus envelope. Endoplasmic reticulum. Mitochondrion. Membrane.

Images



All lanes : Anti-BNIP3L/NIX antibody [EPR4033] (ab109414) at 1/1000 dilution

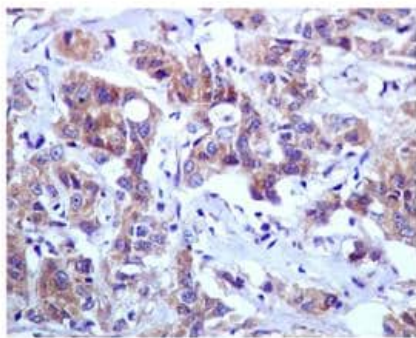
Lane 1 : Raji cell lysate

Lane 2 : K562 cell lysate

Lysates/proteins at 10 µg per lane.

Predicted band size: 24 kDa

Observed band size: 35 kDa



Immunohistochemical analysis of paraffin-embedded human breast carcinoma tissue using 1/100 ab109414

Perform heat mediated antigen retrieval with citrate buffer pH 6 before commencing with IHC staining protocol.

Immunohistochemistry (Formalin/PFA-fixed paraffin-embedded sections) - Anti-BNIP3L/NIX antibody [EPR4033] (ab109414)

Why choose a recombinant antibody?



Research with confidence
Consistent and reproducible results



Long-term and scalable supply
Recombinant technology



Success from the first experiment
Confirmed specificity



Ethical standards compliant
Animal-free production

Anti-BNIP3L/NIX antibody [EPR4033] (ab109414)

Please note: All products are "FOR RESEARCH USE ONLY. NOT FOR USE IN DIAGNOSTIC PROCEDURES"

Our Abpromise to you: Quality guaranteed and expert technical support

- Replacement or refund for products not performing as stated on the datasheet
- Valid for 12 months from date of delivery
- Response to your inquiry within 24 hours
- We provide support in Chinese, English, French, German, Japanese and Spanish
- Extensive multi-media technical resources to help you
- We investigate all quality concerns to ensure our products perform to the highest standards

If the product does not perform as described on this datasheet, we will offer a refund or replacement. For full details of the Abpromise, please visit <https://www.abcam.com/abpromise> or contact our technical team.

Terms and conditions

- Guarantee only valid for products bought direct from Abcam or one of our authorized distributors