


Anti-Brevican antibody ab111719

[1 Abreviews](#) [4 References](#) [2 Images](#)

Overview

Product name	Anti-Brevican antibody
Description	Rabbit polyclonal to Brevican
Host species	Rabbit
Tested applications	Suitable for: WB, IHC-P
Species reactivity	Reacts with: Human Predicted to work with: Mouse, Rat, Cow 
Immunogen	Recombinant fragment, corresponding to a region within amino acids 83-262 of Human Brevican (AAH09117).
Positive control	Human breast carcinoma tissue; MCF7 whole cell lysate.
General notes	<p>The Life Science industry has been in the grips of a reproducibility crisis for a number of years. Abcam is leading the way in addressing this with our range of recombinant monoclonal antibodies and knockout edited cell lines for gold-standard validation. Please check that this product meets your needs before purchasing.</p> <p>If you have any questions, special requirements or concerns, please send us an inquiry and/or contact our Support team ahead of purchase. Recommended alternatives for this product can be found below, along with publications, customer reviews and Q&As</p>

Properties

Form	Liquid
Storage instructions	Shipped at 4°C. Upon delivery aliquot and store at -20°C or -80°C. Avoid repeated freeze / thaw cycles.
Storage buffer	pH: 7.00 Preservative: 0.01% Thimerosal (merthiolate) Constituents: 79.99% PBS, 20% Glycerol (glycerin, glycerine)
Purity	Immunogen affinity purified
Purification notes	ab111719 is purified by antigen-affinity chromatography.
Clonality	Polyclonal
Isotype	IgG

Applications

The Abpromise guarantee

Our **Abpromise guarantee** covers the use of ab111719 in the following tested applications.

The application notes include recommended starting dilutions; optimal dilutions/concentrations should be determined by the end user.

Application	Abreviews	Notes
WB		1/500 - 1/3000. Predicted molecular weight: 99 kDa.
IHC-P		1/100 - 1/500. Perform heat mediated antigen retrieval with citrate buffer pH 6 before commencing with IHC staining protocol.

Target


Relevance

Brevican is the most abundant chondroitin sulfate proteoglycan in the extracellular matrix of the adult brain. It is a member of the lectican family of aggregating extracellular matrix proteoglycans that bear chondroitin sulfate (CS) chains. It is highly expressed in the central nervous system and is thought to stabilize synapses and inhibit neural plasticity. Brevican is secreted from astrocytes and neurons as a 145 kD core protein that bears up to three, covalently-linked, CS chains. It is also secreted as a 145 kD core protein without CS chains. When cleaved by extracellular glutamyl endopeptidases, the ADAMTSSs, a 55 kD N-terminal fragment is formed that contains the unique C-terminal epitope EAMESE.

Cellular localization

Isoform 1 is secreted, extracellular space, extracellular matrix; Isoform 2 is found on the membrane; Lipid-anchor, GPI-anchor.

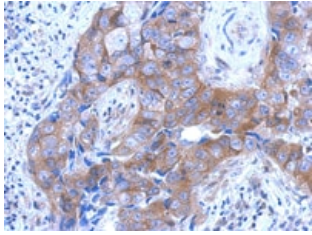
Images



Anti-Brevican antibody (ab111719) at 1/500 dilution + MCF-7 whole cell lysate
at 30 µg

Predicted band size: 99 kDa

7.5% SDS-PAGE.



ab111719 at 1/500 dilution staining Brevican in Formalin-fixed, paraffin-embedded Human Breast carcinoma tissue by Immunohistochemistry.

Immunohistochemistry (Formalin/PFA-fixed paraffin-embedded sections) - Anti-Brevican antibody (ab111719)

Please note: All products are "FOR RESEARCH USE ONLY. NOT FOR USE IN DIAGNOSTIC PROCEDURES"

Our Abpromise to you: Quality guaranteed and expert technical support

- Replacement or refund for products not performing as stated on the datasheet
- Valid for 12 months from date of delivery
- Response to your inquiry within 24 hours
- We provide support in Chinese, English, French, German, Japanese and Spanish
- Extensive multi-media technical resources to help you
- We investigate all quality concerns to ensure our products perform to the highest standards

If the product does not perform as described on this datasheet, we will offer a refund or replacement. For full details of the Abpromise, please visit <https://www.abcam.com/abpromise> or contact our technical team.

Terms and conditions

- Guarantee only valid for products bought direct from Abcam or one of our authorized distributors