




Product datasheet

Anti-C12orf10 antibody ab204420

2 Images

Overview

Product name	Anti-C12orf10 antibody
Description	Rabbit polyclonal to C12orf10
Host species	Rabbit
Tested applications	Suitable for: ICC/IF, IHC-P
Species reactivity	Reacts with: Human Predicted to work with: Mouse, Rat, Cow 
Immunogen	Recombinant fragment corresponding to Human C12orf10 aa 150-300. Database link: Q9HB07 <div>  Run BLAST with  Run BLAST with </div>
Positive control	Human testis tissue; U-251 MG cells.
General notes	<p>The Life Science industry has been in the grips of a reproducibility crisis for a number of years. Abcam is leading the way in addressing this with our range of recombinant monoclonal antibodies and knockout edited cell lines for gold-standard validation. Please check that this product meets your needs before purchasing.</p> <p>If you have any questions, special requirements or concerns, please send us an inquiry and/or contact our Support team ahead of purchase. Recommended alternatives for this product can be found below, along with publications, customer reviews and Q&As</p>

Properties

Form	Liquid
Storage instructions	Shipped at 4°C. Store at +4°C short term (1-2 weeks). Upon delivery aliquot. Store at -20°C long term. Avoid freeze / thaw cycle.
Storage buffer	pH: 7.20 Preservative: 0.02% Sodium azide Constituents: 59% PBS, 40% Glycerol (glycerin, glycerine)
Purity	Immunogen affinity purified
Clonality	Polyclonal
Isotype	IgG

Applications

The Abpromise guarantee

Our **Abpromise guarantee** covers the use of ab204420 in the following tested applications.

The application notes include recommended starting dilutions; optimal dilutions/concentrations should be determined by the end user.

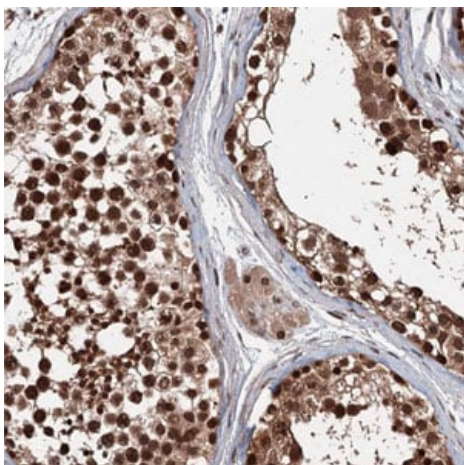
Application	Abreviews	Notes
ICC/IF		Use a concentration of 0.25 - 2 µg/ml.
IHC-P		1/50 - 1/200. Perform heat mediated antigen retrieval with citrate buffer pH 6 before commencing with IHC staining protocol.

Target

Cellular localization

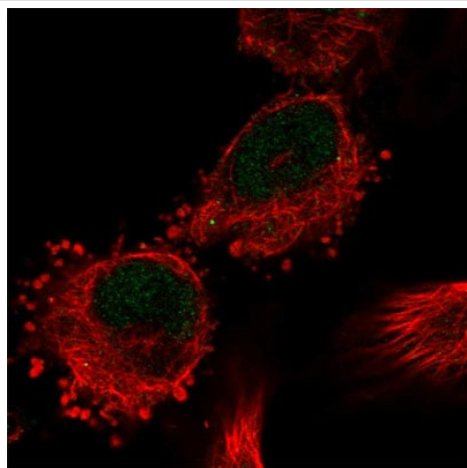
Mitochondrion, Nucleus

Images



Immunohistochemical analysis of paraffin-embedded Human testis labeling C12orf10 with ab204420 at 1/50 dilution.

Immunohistochemistry (Formalin/PFA-fixed paraffin-embedded sections) - Anti-C12orf10 antibody (ab204420)



Immunofluorescent analysis of PFA/Triton X-100 fixed permeabilized U-251 MG cells labeling C12orf10 with ab204420 at 4 µg/ml (green).

Immunocytochemistry/ Immunofluorescence - Anti-C12orf10 antibody (ab204420)

Please note: All products are "FOR RESEARCH USE ONLY. NOT FOR USE IN DIAGNOSTIC PROCEDURES"

Our Abpromise to you: Quality guaranteed and expert technical support

- Replacement or refund for products not performing as stated on the datasheet
- Valid for 12 months from date of delivery
- Response to your inquiry within 24 hours
- We provide support in Chinese, English, French, German, Japanese and Spanish
- Extensive multi-media technical resources to help you
- We investigate all quality concerns to ensure our products perform to the highest standards

If the product does not perform as described on this datasheet, we will offer a refund or replacement. For full details of the Abpromise, please visit <https://www.abcam.com/abpromise> or contact our technical team.

Terms and conditions

- Guarantee only valid for products bought direct from Abcam or one of our authorized distributors