


Product datasheet

Anti-CD34 antibody ab64480

★★★★★ [2 Abreviews](#) [10 References](#) [2 Images](#)

Overview

Product name	Anti-CD34 antibody
Description	Rabbit polyclonal to CD34
Host species	Rabbit
Tested applications	Suitable for: IHC-P
Species reactivity	Reacts with: Human Predicted to work with: Rat 
Immunogen	Synthetic peptide within Human CD34 aa 300 to the C-terminus. The exact sequence is proprietary. Database link: P28906
Positive control	Human lung and tonsil tissue.
General notes	This product is FOR RESEARCH USE ONLY. For commercial use, please contact partnerships@abcam.com. The Life Science industry has been in the grips of a reproducibility crisis for a number of years. Abcam is leading the way in addressing this with our range of recombinant monoclonal antibodies and knockout edited cell lines for gold-standard validation. Please check that this product meets your needs before purchasing. If you have any questions, special requirements or concerns, please send us an inquiry and/or contact our Support team ahead of purchase. Recommended alternatives for this product can be found below, along with publications, customer reviews and Q&As

Properties

Form	Liquid
Storage instructions	Shipped at 4°C. Upon delivery aliquot and store at -20°C. Avoid freeze / thaw cycles.
Storage buffer	pH: 7.60 Preservative: 0.1% Sodium azide Constituents: PBS, 1% BSA
Purity	Immunogen affinity purified
Clonality	Polyclonal
Isotype	IgG

Applications

The Abpromise guarantee

Our **Abpromise guarantee** covers the use of ab64480 in the following tested applications.

The application notes include recommended starting dilutions; optimal dilutions/concentrations should be determined by the end user.

Application	Abreviews	Notes
IHC-P	★★★★★ (2)	1/50. Perform heat mediated antigen retrieval before commencing with IHC staining protocol. Use 10 mM sodium citrate pH 6.0, boiling for 10 minutes followed by 20 minutes cooling.

Target

Function

Possible adhesion molecule with a role in early hematopoiesis by mediating the attachment of stem cells to the bone marrow extracellular matrix or directly to stromal cells. Could act as a scaffold for the attachment of lineage specific glycans, allowing stem cells to bind to lectins expressed by stromal cells or other marrow components. Presents carbohydrate ligands to selectins.

Tissue specificity

Selectively expressed on hematopoietic progenitor cells and the small vessel endothelium of a variety of tissues.

Sequence similarities

Belongs to the CD34 family.

Developmental stage

On early hematopoietic progenitor cells.

Post-translational modifications

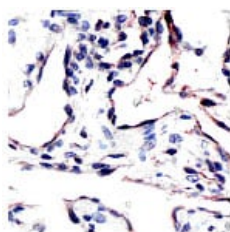
Highly glycosylated.

Phosphorylated on serine residues by PKC.

Cellular localization

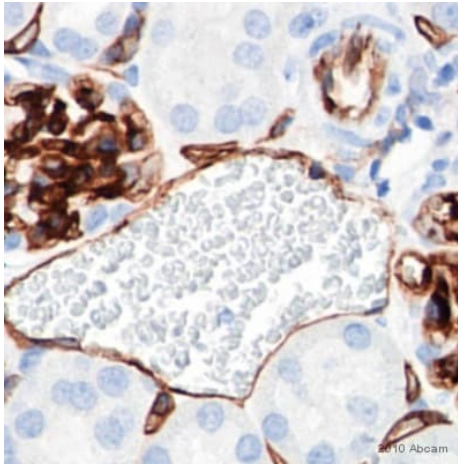
Membrane.

Images



Immunohistochemistry (Formalin/PFA-fixed paraffin-embedded sections) - Anti-CD34 antibody (ab64480)

ab64480, at a 1/100 dilution, staining CD34 in formalin fixed, paraffin embedded human lung tissue by Immunohistochemistry.



ab64480 staining CD34 in Human kidney tissue sections by Immunohistochemistry (IHC-P - paraformaldehyde-fixed, paraffin-embedded sections). Tissue was fixed with paraformaldehyde and blocked with 10% serum for 1 hour at 20°C; antigen retrieval was by heat mediation with a citrate buffer (pH6). Samples were incubated with primary antibody (1/50) for 12 hours at 4°C. A Biotin-conjugated Goat anti-rabbit polyclonal (1/200) was used as the secondary antibody.

Immunohistochemistry (Formalin/PFA-fixed paraffin-embedded sections) - Anti-CD34 antibody (ab64480)

This image is courtesy of an anonymous Abreview

Please note: All products are "FOR RESEARCH USE ONLY. NOT FOR USE IN DIAGNOSTIC PROCEDURES"

Our Abpromise to you: Quality guaranteed and expert technical support

- Replacement or refund for products not performing as stated on the datasheet
- Valid for 12 months from date of delivery
- Response to your inquiry within 24 hours
- We provide support in Chinese, English, French, German, Japanese and Spanish
- Extensive multi-media technical resources to help you
- We investigate all quality concerns to ensure our products perform to the highest standards

If the product does not perform as described on this datasheet, we will offer a refund or replacement. For full details of the Abpromise, please visit <https://www.abcam.com/abpromise> or contact our technical team.

Terms and conditions

- Guarantee only valid for products bought direct from Abcam or one of our authorized distributors