

Product datasheet

Anti-CENPB antibody ab167361

[2 References](#) [3 Images](#)

Overview

Product name	Anti-CENPB antibody
Description	Mouse polyclonal to CENPB
Host species	Mouse
Tested applications	Suitable for: WB, ICC/IF
Species reactivity	Reacts with: Human
Immunogen	Recombinant full length protein within Human CENPB aa 1-600. The exact immunogen sequence used to generate this antibody is proprietary information. If additional detail on the immunogen is needed to determine the suitability of the antibody for your needs, please contact our Scientific Support team to discuss your requirements. Run BLAST with Run BLAST with
Positive control	Recombinant Human CENPB protein (ab73636) can be used as a positive control in WB. A431 cell lysate, CENPB transfected 293T cell line lysate, HeLa cells
General notes	<p>The Life Science industry has been in the grips of a reproducibility crisis for a number of years. Abcam is leading the way in addressing this with our range of recombinant monoclonal antibodies and knockout edited cell lines for gold-standard validation. Please check that this product meets your needs before purchasing.</p> <p>If you have any questions, special requirements or concerns, please send us an inquiry and/or contact our Support team ahead of purchase. Recommended alternatives for this product can be found below, along with publications, customer reviews and Q&As</p>

Properties

Form	Liquid
Storage instructions	Shipped at 4°C. Store at +4°C short term (1-2 weeks). Upon delivery aliquot. Store at -20°C long term.
Storage buffer	pH: 7.4 Constituent: 99% PBS
Purity	Protein A purified
Clonality	Polyclonal
Isotype	IgG

Applications

The Abpromise guarantee

Our **Abpromise guarantee** covers the use of ab167361 in the following tested applications.

The application notes include recommended starting dilutions; optimal dilutions/concentrations should be determined by the end user.

Application	Abreviews	Notes
WB		Use a concentration of 1 µg/ml. Predicted molecular weight: 65 kDa.
ICC/IF		Use a concentration of 10 µg/ml.

Target

Function

Interacts with centromeric heterochromatin in chromosomes and binds to a specific subset of alphoid satellite DNA, called the CENP-B box. May organize arrays of centromere satellite DNA into a higher order structure which then directs centromere formation and kinetochore assembly in mammalian chromosomes.

Sequence similarities

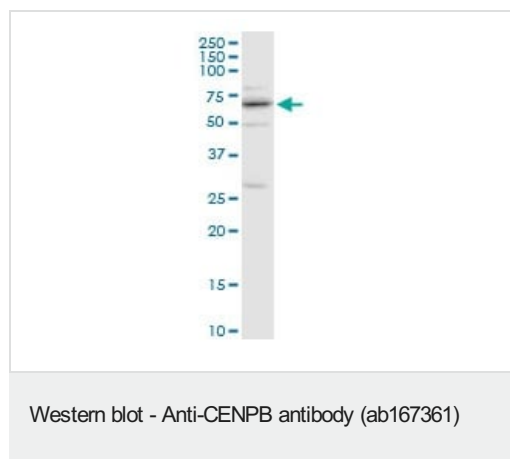
Contains 1 HTH CENPB-type DNA-binding domain.

Contains 1 HTH psq-type DNA-binding domain.

Cellular localization

Nucleus. Chromosome > centromere.

Images

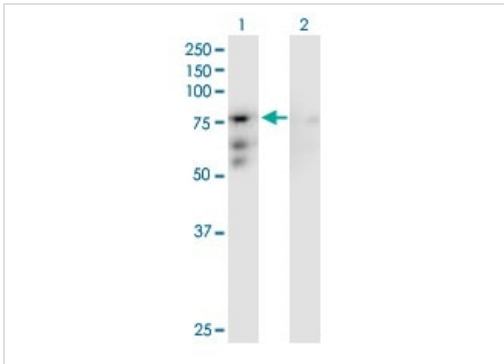


Anti-CENPB antibody (ab167361) at 1 µg/ml + A431 cell lysate at 50 µg

Secondary

Goat anti-Mouse IgG HRP at 1/2500 dilution

Predicted band size: 65 kDa



Western blot - Anti-CENPB antibody (ab167361)

All lanes : Anti-CENPB antibody (ab167361) at 1 µg/ml

Lane 1 : CENPB transfected 293T cell line lysate

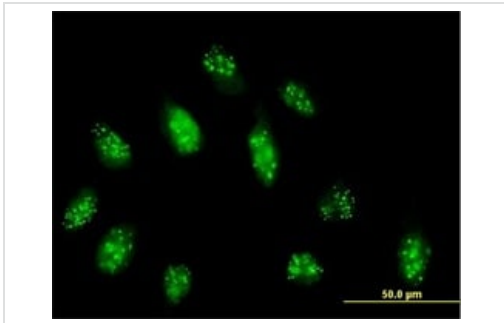
Lane 2 : Non-transfected 293T cell line lysate

Lysates/proteins at 15 µl per lane.

Secondary

All lanes : Goat anti-Mouse IgG HRP at 1/2500 dilution

Predicted band size: 65 kDa



Immunocytochemistry/ Immunofluorescence - Anti-CENPB antibody (ab167361)

Immunofluorescence analysis of HeLa cells labeling CENPB using ab167361 at 10 µg/ml.

Please note: All products are "FOR RESEARCH USE ONLY. NOT FOR USE IN DIAGNOSTIC PROCEDURES"

Our Abpromise to you: Quality guaranteed and expert technical support

- Replacement or refund for products not performing as stated on the datasheet
- Valid for 12 months from date of delivery
- Response to your inquiry within 24 hours
- We provide support in Chinese, English, French, German, Japanese and Spanish
- Extensive multi-media technical resources to help you
- We investigate all quality concerns to ensure our products perform to the highest standards

If the product does not perform as described on this datasheet, we will offer a refund or replacement. For full details of the Abpromise, please visit <https://www.abcam.com/abpromise> or contact our technical team.

Terms and conditions

- Guarantee only valid for products bought direct from Abcam or one of our authorized distributors