




## Product datasheet

# Anti-CERT antibody ab151285

2 Images

### Overview

---

<b>Product name</b>	Anti-CERT antibody
<b>Description</b>	Rabbit polyclonal to CERT
<b>Host species</b>	Rabbit
<b>Tested applications</b>	<b>Suitable for:</b> WB, ICC/IF
<b>Species reactivity</b>	<b>Reacts with:</b> Human <b>Predicted to work with:</b> Mouse, Rat, Cow, Xenopus laevis, Xenopus tropicalis 
<b>Immunogen</b>	Synthetic peptide corresponding to Human CERT aa 1-100 (N terminal). Database link: <a href="#">Q9Y5P4-1</a>  <a href="#">Run BLAST with</a>  <a href="#">Run BLAST with</a>
<b>Positive control</b>	A431, HeLa, HepG2 and H1299 whole cell lysates; methanol-fixed A431 cells.
<b>General notes</b>	<p>The Life Science industry has been in the grips of a reproducibility crisis for a number of years. Abcam is leading the way in addressing this with our range of recombinant monoclonal antibodies and knockout edited cell lines for gold-standard validation. Please check that this product meets your needs before purchasing.</p> <p>If you have any questions, special requirements or concerns, please send us an inquiry and/or contact our Support team ahead of purchase. Recommended alternatives for this product can be found below, along with publications, customer reviews and Q&amp;As</p>

### Properties

---

<b>Form</b>	Liquid
<b>Storage instructions</b>	Shipped at 4°C. Upon delivery aliquot. Store at -20°C or -80°C. Avoid freeze / thaw cycle.
<b>Storage buffer</b>	pH: 7.00 Preservative: 0.01% Thimerosal (merthiolate) Constituents: 1.21% Tris, 0.75% Glycine, 10% Glycerol (glycerin, glycerine)
<b>Purity</b>	Immunogen affinity purified
<b>Clonality</b>	Polyclonal
<b>Isotype</b>	IgG

### Applications

## The Abpromise guarantee

Our **Abpromise guarantee** covers the use of ab151285 in the following tested applications.

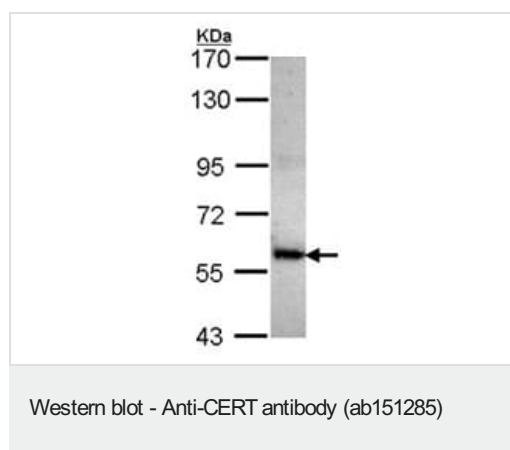
The application notes include recommended starting dilutions; optimal dilutions/concentrations should be determined by the end user.

Application	Abreviews	Notes
WB		1/500 - 1/3000. Predicted molecular weight: 68 kDa.
ICC/IF		1/100 - 1/1000.

## Target

<b>Function</b>	May mediate the intracellular trafficking of ceramide in a non-vesicular manner.
<b>Tissue specificity</b>	Widely expressed.
<b>Sequence similarities</b>	Contains 1 PH domain. Contains 1 START domain.
<b>Domain</b>	The START domain recognizes ceramide and mediates the intermembrane transfer of ceramide. The PH domain targets the Golgi apparatus. The FFAT motif is required for interaction with VAPA and VAPB.
<b>Post-translational modifications</b>	Phosphorylation on Ser-132 decreases the affinity toward phosphatidylinositol 4-phosphate at Golgi membranes and reduces ceramide transfer activity.
<b>Cellular localization</b>	Cytoplasm. Golgi apparatus. Endoplasmic reticulum. Preferentially localized to the Golgi apparatus.

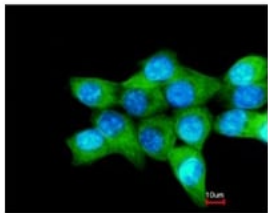
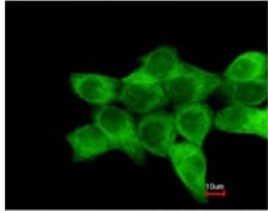
## Images



Anti-CERT antibody (ab151285) at 1/1000 dilution + H1299 whole cell lysate at 30 µg

**Predicted band size:** 68 kDa

7.5% SDS PAGE



Immunofluorescent analysis of methanol-fixed A431 cells labeling SA1 with ab151285 at 1/200 dilution. Lower image shows cells co-stained with Hoechst 33342.

Immunocytochemistry/ Immunofluorescence - Anti-CERT antibody (ab151285)

**Please note:** All products are "FOR RESEARCH USE ONLY. NOT FOR USE IN DIAGNOSTIC PROCEDURES"

### Our Abpromise to you: Quality guaranteed and expert technical support

---

- Replacement or refund for products not performing as stated on the datasheet
- Valid for 12 months from date of delivery
- Response to your inquiry within 24 hours
- We provide support in Chinese, English, French, German, Japanese and Spanish
- Extensive multi-media technical resources to help you
- We investigate all quality concerns to ensure our products perform to the highest standards

If the product does not perform as described on this datasheet, we will offer a refund or replacement. For full details of the Abpromise, please visit <https://www.abcam.com/abpromise> or contact our technical team.

### Terms and conditions

---

- Guarantee only valid for products bought direct from Abcam or one of our authorized distributors