

Product datasheet

Anti-CGRP antibody ab189786

[1 Abreviews](#) [5 References](#) [4 Images](#)

Overview

Product name	Anti-CGRP antibody
Description	Rabbit polyclonal to CGRP
Host species	Rabbit
Tested applications	Suitable for: WB, ICC/IF
Species reactivity	Reacts with: Mouse, Rat, Human
Immunogen	Synthetic peptide corresponding to Human CGRP aa 1 to the C-terminus. Database link: P06881 Run BLAST with Run BLAST with
Positive control	WB: Mouse brain ICC/IF: Human U2OS cells, Rat C6 cells, Mouse L929 cells
General notes	<p>The Life Science industry has been in the grips of a reproducibility crisis for a number of years. Abcam is leading the way in addressing this with our range of recombinant monoclonal antibodies and knockout edited cell lines for gold-standard validation. Please check that this product meets your needs before purchasing.</p> <p>If you have any questions, special requirements or concerns, please send us an inquiry and/or contact our Support team ahead of purchase. Recommended alternatives for this product can be found below, along with publications, customer reviews and Q&As</p>

Properties

Form	Liquid
Storage instructions	Shipped at 4°C. Store at +4°C short term (1-2 weeks). Upon delivery aliquot. Store at -20°C long term. Avoid freeze / thaw cycle.
Storage buffer	pH: 7.30 Preservative: 0.02% Sodium azide Constituents: 49% PBS, 50% Glycerol
Purity	Immunogen affinity purified
Clonality	Polyclonal
Isotype	IgG

Applications

The Abpromise guarantee

Our **Abpromise guarantee** covers the use of ab189786 in the following tested applications.

The application notes include recommended starting dilutions; optimal dilutions/concentrations should be determined by the end user.

Application	Abreviews	Notes
WB		1/500 - 1/2000. Predicted molecular weight: 14 kDa.
ICC/IF		Use at an assay dependent concentration.

Target


Relevance

CGRP is present in C-cells of the thyroid and in central and peripheral nerves. CGRP has several important physiologic roles: it is a potent vasodilator, and can affect the force and rate of heart beat; it can modulate acetylcholine receptor function at the neuromuscular junction; it has been demonstrated to block tolerance to morphine; and it can modulate antigen presentation in Langerhans cells in the skin.

Cellular localization

Endoplasmic reticulum and Secreted

Images



Western blot - Anti-CGRP antibody (ab189786)

Anti-CGRP antibody (ab189786) at 1/1000 dilution + Mouse brain at 25 µg

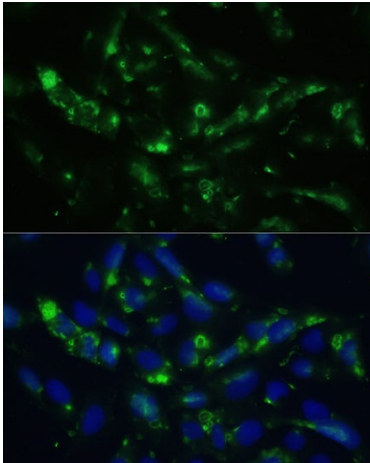
Secondary

HRP Goat Anti-Rabbit IgG (H+L) at 1/10000 dilution

Predicted band size: 14 kDa

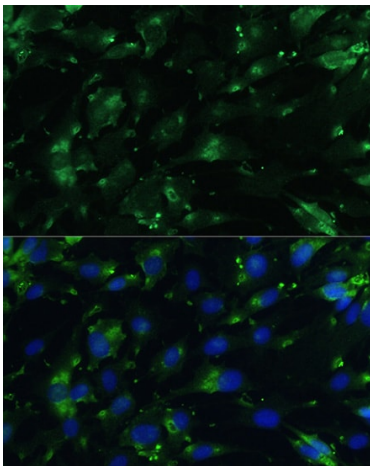
Exposure time: 180 seconds

Blocking buffer: 3% nonfat dry milk in TBST.



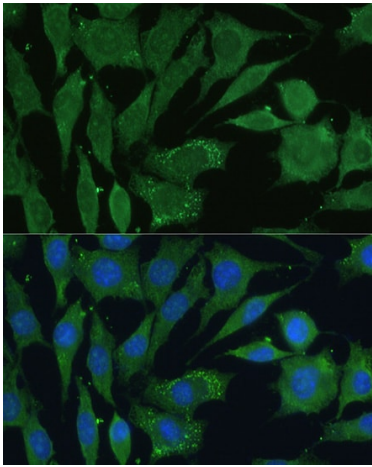
Immunofluorescence analysis of Human U2OS cells using Anti-CGRP antibody (ab189786) at dilution of 1:100. Blue: DAPI for nuclear staining.

Immunocytochemistry/ Immunofluorescence - Anti-CGRP antibody (ab189786)



Immunofluorescence analysis of Rat C6 cells using Anti-CGRP antibody at dilution of 1:100. Blue: DAPI for nuclear staining.

Immunocytochemistry/ Immunofluorescence - Anti-CGRP antibody (ab189786)



Immunofluorescence analysis of Mouse L929 cells using Anti-CGRP antibody at dilution of 1:100. Blue: DAPI for nuclear staining.

Immunocytochemistry/ Immunofluorescence - Anti-CGRP antibody (ab189786)

Please note: All products are "FOR RESEARCH USE ONLY. NOT FOR USE IN DIAGNOSTIC PROCEDURES"

Our Abpromise to you: Quality guaranteed and expert technical support

- Replacement or refund for products not performing as stated on the datasheet
- Valid for 12 months from date of delivery
- Response to your inquiry within 24 hours
- We provide support in Chinese, English, French, German, Japanese and Spanish
- Extensive multi-media technical resources to help you
- We investigate all quality concerns to ensure our products perform to the highest standards

If the product does not perform as described on this datasheet, we will offer a refund or replacement. For full details of the Abpromise, please visit <https://www.abcam.com/abpromise> or contact our technical team.

Terms and conditions

- Guarantee only valid for products bought direct from Abcam or one of our authorized distributors