


Product datasheet

Anti-CSN2 antibody ab155774

[3 References](#) [3 Images](#)

Overview

Product name	Anti-CSN2 antibody
Description	Rabbit polyclonal to CSN2
Host species	Rabbit
Tested applications	Suitable for: WB, IHC-P, ICC/IF
Species reactivity	Reacts with: Human Predicted to work with: Mouse, Rat, Chicken, Cow, Pig, Xenopus laevis, Monkey, Xenopus tropicalis 
Immunogen	Synthetic peptide corresponding to Human CSN2 aa 381-443. Database link: P61201
Positive control	A431, H1299 and HeLa whole cell lysate; HepG2 cell line; HeLa cells; Human Mahlavu xenograft tissue.
General notes	<p>The Life Science industry has been in the grips of a reproducibility crisis for a number of years. Abcam is leading the way in addressing this with our range of recombinant monoclonal antibodies and knockout edited cell lines for gold-standard validation. Please check that this product meets your needs before purchasing.</p> <p>If you have any questions, special requirements or concerns, please send us an inquiry and/or contact our Support team ahead of purchase. Recommended alternatives for this product can be found below, along with publications, customer reviews and Q&As</p>

Properties

Form	Liquid
Storage instructions	Shipped at 4°C. Upon delivery aliquot. Store at -20°C or -80°C. Avoid freeze / thaw cycle.
Storage buffer	pH: 7.00 Preservative: 0.01% Thimerosal (merthiolate) Constituents: 1.21% Tris, 0.75% Glycine, 10% Glycerol (glycerin, glycerine)
Purity	Immunogen affinity purified
Clonality	Polyclonal
Isotype	IgG

Applications

The Abpromise guarantee

Our **Abpromise guarantee** covers the use of ab155774 in the following tested applications.

The application notes include recommended starting dilutions; optimal dilutions/concentrations should be determined by the end user.

Application	Abreviews	Notes
WB		1/500 - 1/3000. Predicted molecular weight: 52 kDa.
IHC-P		1/100 - 1/1000. Perform heat mediated antigen retrieval with citrate buffer pH 6 before commencing with IHC staining protocol.
ICC/IF		1/100 - 1/1000.

Target

Function

Essential component of the COP9 signalosome complex (CSN), a complex involved in various cellular and developmental processes. The CSN complex is an essential regulator of the ubiquitin (Ubl) conjugation pathway by mediating the deneddylation of the cullin subunits of SCF-type E3 ligase complexes, leading to decrease the Ubl ligase activity of SCF-type complexes such as SCF, CSA or DDB2. The complex is also involved in phosphorylation of p53/TP53, c-jun/JUN, I κ B α /NFKBIA, ITPK1 and IRF8/ICSBP, possibly via its association with CK2 and PKD kinases. CSN-dependent phosphorylation of TP53 and JUN promotes and protects degradation by the Ubl system, respectively. Involved in early stage of neuronal differentiation via its interaction with NIF3L1.

Sequence similarities

Belongs to the CSN2 family.
Contains 1 PCI domain.

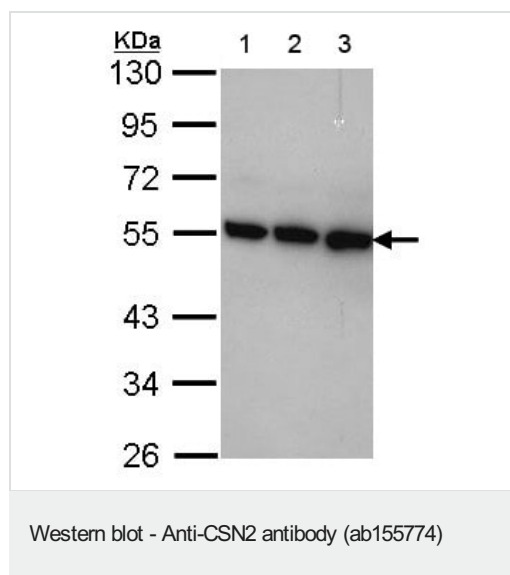
Post-translational modifications

Phosphorylated by CK2 and PKD kinases.

Cellular localization

Cytoplasm. Nucleus.

Images



All lanes : Anti-CSN2 antibody (ab155774) at 1/1000 dilution

Lane 1 : A431 whole cell lysate

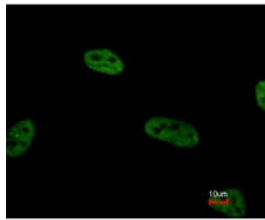
Lane 2 : H1299 whole cell lysate

Lane 3 : HeLa whole cell lysate

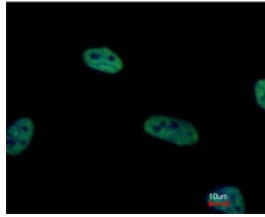
Lysates/proteins at 30 μ g per lane.

Predicted band size: 52 kDa

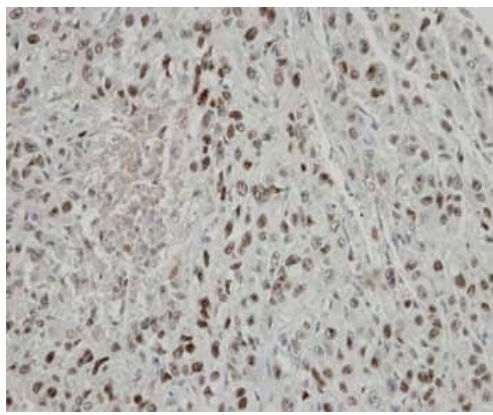
10% SDS PAGE



Immunofluorescence analysis of paraformaldehyde-fixed HeLa, labeling CSN2 with ab155774 at 1/500 dilution. Blue: Hoechst 33342 staining.



Immunocytochemistry/ Immunofluorescence - Anti-CSN2 antibody (ab155774)



Immunohistochemical analysis of paraffin-embedded Human Mahlavu xenograft tissue, labeling CSN2 with ab155774 at 1/100 dilution.

Immunohistochemistry (Formalin/PFA-fixed paraffin-embedded sections) - Anti-CSN2 antibody (ab155774)

Please note: All products are "FOR RESEARCH USE ONLY. NOT FOR USE IN DIAGNOSTIC PROCEDURES"

Our Abpromise to you: Quality guaranteed and expert technical support

- Replacement or refund for products not performing as stated on the datasheet
- Valid for 12 months from date of delivery
- Response to your inquiry within 24 hours
- We provide support in Chinese, English, French, German, Japanese and Spanish
- Extensive multi-media technical resources to help you
- We investigate all quality concerns to ensure our products perform to the highest standards

If the product does not perform as described on this datasheet, we will offer a refund or replacement. For full details of the Abpromise, please visit <https://www.abcam.com/abpromise> or contact our technical team.

Terms and conditions

- Guarantee only valid for products bought direct from Abcam or one of our authorized distributors