



## Product datasheet

# Anti-Cystatin S antibody ab151771

[2 References](#) [3 Images](#)

### Overview

<b>Product name</b>	Anti-Cystatin S antibody
<b>Description</b>	Rabbit polyclonal to Cystatin S
<b>Host species</b>	Rabbit
<b>Tested applications</b>	<b>Suitable for:</b> WB, IHC-P, ICC/IF
<b>Species reactivity</b>	<b>Reacts with:</b> Human
<b>Immunogen</b>	Synthetic peptide, corresponding to a region within amino acids 1-65 of Human Cystatin S (UniProt P01036).  <a href="#">Run BLAST with Expasy</a>  <a href="#">Run BLAST with NCBI</a>
<b>Positive control</b>	293T, A431, H1299, HeLa, HepG2, MOLT4 and Raji whole cell lysates, A431 cells, SW480 xenograft
<b>General notes</b>	<p>The Life Science industry has been in the grips of a reproducibility crisis for a number of years. Abcam is leading the way in addressing this with our range of recombinant monoclonal antibodies and knockout edited cell lines for gold-standard validation. Please check that this product meets your needs before purchasing.</p> <p>If you have any questions, special requirements or concerns, please send us an inquiry and/or contact our Support team ahead of purchase. Recommended alternatives for this product can be found below, along with publications, customer reviews and Q&amp;As</p>

### Properties

<b>Form</b>	Liquid
<b>Storage instructions</b>	Shipped at 4°C. Upon delivery aliquot. Store at -20°C or -80°C. Avoid freeze / thaw cycle.
<b>Storage buffer</b>	pH: 7.00 Preservative: 0.01% Thimerosal (merthiolate) Constituents: 1.21% Tris, 0.75% Glycine, 10% Glycerol (glycerin, glycerine)
<b>Purity</b>	Immunogen affinity purified
<b>Clonality</b>	Polyclonal
<b>Isotype</b>	IgG

### Applications

## The Abpromise guarantee

Our **Abpromise guarantee** covers the use of ab151771 in the following tested applications.

The application notes include recommended starting dilutions; optimal dilutions/concentrations should be determined by the end user.

Application	Abreviews	Notes
WB		1/500 - 1/3000. Predicted molecular weight: 16 kDa.
IHC-P		1/100 - 1/1000. Perform heat mediated antigen retrieval with citrate buffer pH 6 before commencing with IHC staining protocol. Antigen retrieval using heat mediated Tris/EDTA buffer (pH 8.0) is also possible.
ICC/IF		1/100 - 1/1000.

## Target

### Function

This protein strongly inhibits papain and ficin, partially inhibits stem bromelain and bovine cathepsin C, but does not inhibit porcine cathepsin B or clostripain. Papain is inhibited non-competitively.

### Tissue specificity

Expressed in submandibular and sublingual saliva but not in parotid saliva (at protein level).  
Expressed in saliva, tears, urine and seminal fluid.

### Sequence similarities

Belongs to the cystatin family.

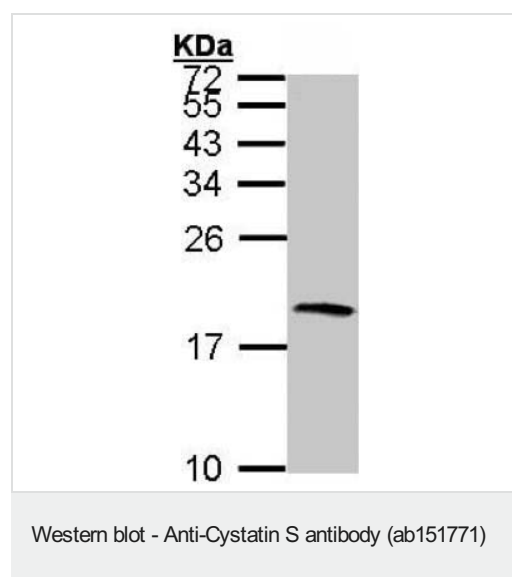
### Post-translational modifications

Phosphorylated at both its N- and C-terminal regions.

### Cellular localization

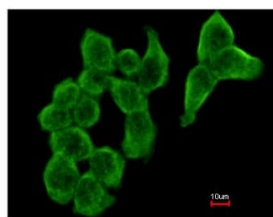
Secreted.

## Images

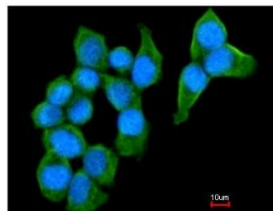


Anti-Cystatin S antibody (ab151771) at 1/1000 dilution + HepG2 whole cell lysate at 30 µg

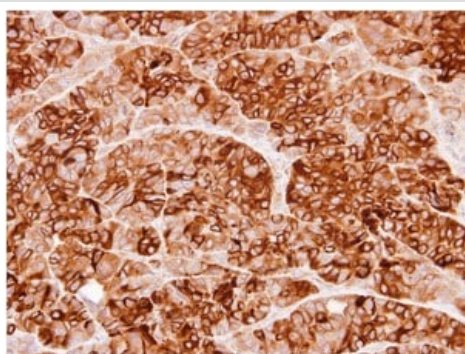
**Predicted band size:** 16 kDa



Immunofluorescent analysis of methanol-fixed A431 cells labeling Cystatin S with ab151771 at 1/200. Lower panel co-stained with Hoechst 33342.



Immunocytochemistry/ Immunofluorescence - Anti-Cystatin S antibody (ab151771)



Immunohistochemical analysis of paraffin embedded SW480 xenograft, labeling Cystatin S with ab151771 antibody at 1/100.

Immunohistochemistry (Formalin/PFA-fixed paraffin-embedded sections) - Anti-Cystatin S antibody (ab151771)

**Please note:** All products are "FOR RESEARCH USE ONLY. NOT FOR USE IN DIAGNOSTIC PROCEDURES"

### Our Abpromise to you: Quality guaranteed and expert technical support

- Replacement or refund for products not performing as stated on the datasheet
- Valid for 12 months from date of delivery
- Response to your inquiry within 24 hours
- We provide support in Chinese, English, French, German, Japanese and Spanish
- Extensive multi-media technical resources to help you
- We investigate all quality concerns to ensure our products perform to the highest standards

If the product does not perform as described on this datasheet, we will offer a refund or replacement. For full details of the Abpromise, please visit <https://www.abcam.com/abpromise> or contact our technical team.

## Terms and conditions

---

- Guarantee only valid for products bought direct from Abcam or one of our authorized distributors