


Product datasheet

Anti-EPC1 antibody ab112043

[1 References](#) [2 Images](#)

Overview

Product name	Anti-EPC1 antibody
Description	Rabbit polyclonal to EPC1
Host species	Rabbit
Tested applications	Suitable for: WB, IP
Species reactivity	Reacts with: Human Predicted to work with: Mouse, Rat, Rabbit, Horse, Cow, Dog, Chimpanzee, Rhesus monkey, Gorilla, Orangutan, Elephant 
Immunogen	Synthetic peptide, corresponding to a region between amino acids 325-375 of Human EPC1 (NP_079485.1).
Positive control	HeLa whole cell lysate
General notes	<p>The Life Science industry has been in the grips of a reproducibility crisis for a number of years. Abcam is leading the way in addressing this with our range of recombinant monoclonal antibodies and knockout edited cell lines for gold-standard validation. Please check that this product meets your needs before purchasing.</p> <p>If you have any questions, special requirements or concerns, please send us an inquiry and/or contact our Support team ahead of purchase. Recommended alternatives for this product can be found below, along with publications, customer reviews and Q&As</p>

Properties

Form	Liquid
Storage instructions	Shipped at 4°C. Upon delivery aliquot and store at -20°C. Avoid freeze / thaw cycles.
Storage buffer	pH: 7 Preservative: 0.09% Sodium azide Constituent: 99% Tris citrate/phosphate
	7 to 8
Purity	Immunogen affinity purified
Clonality	Polyclonal
Isotype	IgG

Applications

The Abpromise guarantee

Our **Abpromise guarantee** covers the use of ab112043 in the following tested applications.

The application notes include recommended starting dilutions; optimal dilutions/concentrations should be determined by the end user.

Application	Abreviews	Notes
WB		1/2000 - 1/10000. Predicted molecular weight: 93 kDa.
IP		Use at 2-10 µg/mg of lysate.

Target

Function

Component of the NuA4 histone acetyltransferase (HAT) complex which is involved in transcriptional activation of select genes principally by acetylation of nucleosomal histones H4 and H2A. This modification may both alter nucleosome - DNA interactions and promote interaction of the modified histones with other proteins which positively regulate transcription. This complex may be required for the activation of transcriptional programs associated with oncogene and proto-oncogene mediated growth induction, tumor suppressor mediated growth arrest and replicative senescence, apoptosis, and DNA repair. NuA4 may also play a direct role in DNA repair when directly recruited to sites of DNA damage.

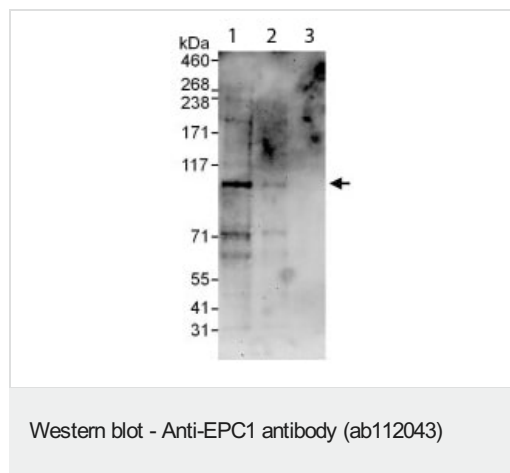
Sequence similarities

Belongs to the enhancer of polycomb family.

Cellular localization

Nucleus.

Images



All lanes : Anti-EPC1 antibody (ab112043) at 0.1 µg/ml

Lane 1 : HeLa whole cell lysate at 50 µg

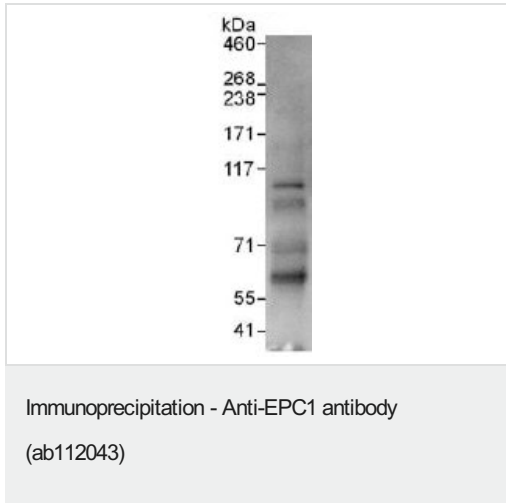
Lane 2 : HeLa whole cell lysate at 15 µg

Lane 3 : HeLa whole cell lysate at 5 µg

Developed using the ECL technique.

Predicted band size: 93 kDa

Exposure time: 3 minutes



Detection of EPC1 by Western Blot of Immunoprecipitate.
ab112043 at 1 µg/ml staining EPC1 in HeLa whole cell lysate immunoprecipitated using ab112043 at 6 µg/mg lysate (1 mg/IP; 20% of IP loaded/lane). Detection: Chemiluminescence with exposure time of 10 seconds.

Please note: All products are "FOR RESEARCH USE ONLY. NOT FOR USE IN DIAGNOSTIC PROCEDURES"

Our Abpromise to you: Quality guaranteed and expert technical support

- Replacement or refund for products not performing as stated on the datasheet
- Valid for 12 months from date of delivery
- Response to your inquiry within 24 hours
- We provide support in Chinese, English, French, German, Japanese and Spanish
- Extensive multi-media technical resources to help you
- We investigate all quality concerns to ensure our products perform to the highest standards

If the product does not perform as described on this datasheet, we will offer a refund or replacement. For full details of the Abpromise, please visit <https://www.abcam.com/abpromise> or contact our technical team.

Terms and conditions

- Guarantee only valid for products bought direct from Abcam or one of our authorized distributors