


Product datasheet

Anti-Epoxyde hydrolase antibody ab96695

[4 References](#) [3 Images](#)

Overview

Product name	Anti-Epoxyde hydrolase antibody
Description	Rabbit polyclonal to Epoxyde hydrolase
Host species	Rabbit
Tested applications	Suitable for: WB, IHC-P, ICC/IF
Species reactivity	Reacts with: Human Predicted to work with: Mouse, Rat, Cow, Pig 
Immunogen	Recombinant fragment, corresponding to a region within amino acids 1-193 of Human Epoxyde hydrolase (NP_000111).
Positive control	WB: 293T, HeLa and HepG2 cell lysates ICC/IF: Hela cells IHC-P: SG xenograft
General notes	<p>The Life Science industry has been in the grips of a reproducibility crisis for a number of years. Abcam is leading the way in addressing this with our range of recombinant monoclonal antibodies and knockout edited cell lines for gold-standard validation. Please check that this product meets your needs before purchasing.</p> <p>If you have any questions, special requirements or concerns, please send us an inquiry and/or contact our Support team ahead of purchase. Recommended alternatives for this product can be found below, along with publications, customer reviews and Q&As</p>

Properties

Form	Liquid
Storage instructions	Shipped at 4°C. Upon delivery aliquot and store at -20°C or -80°C. Avoid repeated freeze / thaw cycles.
Storage buffer	pH: 7.00 Preservative: 0.01% Thimerosal (merthiolate) Constituents: 1.21% Tris, 0.75% Glycine, 10% Glycerol (glycerin, glycerine)
Purity	Immunogen affinity purified
Clonality	Polyclonal
Isotype	IgG

Applications

The Abpromise guarantee

Our **Abpromise guarantee** covers the use of ab96695 in the following tested applications.

The application notes include recommended starting dilutions; optimal dilutions/concentrations should be determined by the end user.

Application	Abreviews	Notes
WB		1/500 - 1/3000. Predicted molecular weight: 53 kDa.
IHC-P		1/100 - 1/500.
ICC/IF		1/100 - 1/200.

Target

Function

Biotransformation enzyme that catalyzes the hydrolysis of arene and aliphatic epoxides to less reactive and more water soluble dihydrodiols by the trans addition of water.

Tissue specificity

Found in liver.

Involvement in disease

Note=In some populations, the high activity haplotype tyr113/his139 is overrepresented among women suffering from pregnancy-induced hypertension (pre-eclampsia) when compared with healthy controls.
Defects in EPHX1 are a cause of familial hypercholanemia (FHCA) [MIM:607748]. FHCA is a disorder characterized by elevated serum bile acid concentrations, itching, and fat malabsorption.


Sequence similarities

Belongs to the peptidase S33 family.

Cellular localization

Microsome membrane. Endoplasmic reticulum membrane.

Images



All lanes : Anti-Epoxyde hydrolase antibody (ab96695) at 1/1000 dilution

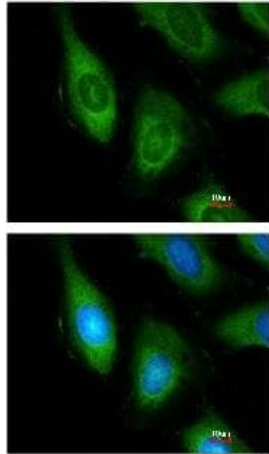
Lane 1 : HeLa whole cell lysate

Lane 2 : HepG2 whole cell lysate

Lysates/proteins at 30 µg per lane.

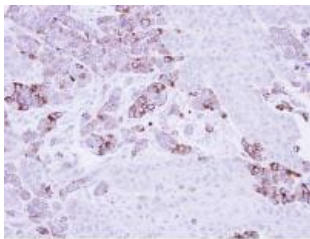
Predicted band size: 53 kDa

10% SDS PAGE



Immunocytochemistry/ Immunofluorescence - Anti-Epoxide hydrolase antibody (ab96695)

ab96695, at a 1/200 dilution, staining Epoxide hydrolase in methanol fixed HeLa cells by Immunofluorescence analysis. Lower image costained with Hoerchst 33342.



Immunohistochemistry (Formalin/PFA-fixed paraffin-embedded sections) - Anti-Epoxide hydrolase antibody (ab96695)

ab96695, at a 1/500 dilution, staining Epoxide hydrolase in paraffin embedded SG xenograft by Immunohistochemical analysis.

Please note: All products are "FOR RESEARCH USE ONLY. NOT FOR USE IN DIAGNOSTIC PROCEDURES"

Our Abpromise to you: Quality guaranteed and expert technical support

- Replacement or refund for products not performing as stated on the datasheet
- Valid for 12 months from date of delivery
- Response to your inquiry within 24 hours
- We provide support in Chinese, English, French, German, Japanese and Spanish
- Extensive multi-media technical resources to help you
- We investigate all quality concerns to ensure our products perform to the highest standards

If the product does not perform as described on this datasheet, we will offer a refund or replacement. For full details of the Abpromise, please visit <https://www.abcam.com/abpromise> or contact our technical team.

Terms and conditions

- Guarantee only valid for products bought direct from Abcam or one of our authorized distributors