




Product datasheet

Anti-FAM32A/OTAG12 antibody ab185298

[5 Images](#)

Overview

Product name	Anti-FAM32A/OTAG12 antibody
Description	Rabbit polyclonal to FAM32A/OTAG12
Host species	Rabbit
Tested applications	Suitable for: ICC, WB, IHC-P
Species reactivity	Reacts with: Human Predicted to work with: Mouse, Rat 
Immunogen	Recombinant fragment corresponding to Human FAM32A/OTAG12 aa 50 to the C-terminus. Database link: Q9Y421  Run BLAST with  Run BLAST with
Positive control	WB: PC-3 cell lysate; IHC-P: Human small intestine, skin, and pancreas tissues; ICC: A-431 cells.
General notes	<p>The Life Science industry has been in the grips of a reproducibility crisis for a number of years. Abcam is leading the way in addressing this with our range of recombinant monoclonal antibodies and knockout edited cell lines for gold-standard validation. Please check that this product meets your needs before purchasing.</p> <p>If you have any questions, special requirements or concerns, please send us an inquiry and/or contact our Support team ahead of purchase. Recommended alternatives for this product can be found below, along with publications, customer reviews and Q&As</p>

Properties

Form	Liquid
Storage instructions	Shipped at 4°C. Store at +4°C short term (1-2 weeks). Upon delivery aliquot. Store at -20°C long term. Avoid freeze / thaw cycle.
Storage buffer	pH: 7.20 Preservative: 0.02% Sodium azide Constituents: 40% Glycerol (glycerin, glycerine), 59% PBS
Purity	Immunogen affinity purified
Clonality	Polyclonal
Isotype	IgG

Applications

The Abpromise guarantee

Our **Abpromise guarantee** covers the use of ab185298 in the following tested applications.

The application notes include recommended starting dilutions; optimal dilutions/concentrations should be determined by the end user.

Application	Abreviews	Notes
ICC		Use a concentration of 0.25 - 2 µg/ml.
WB		Use a concentration of 0.04 - 0.4 µg/ml. Predicted molecular weight: 13 kDa.
IHC-P		1/200 - 1/500. Perform heat mediated antigen retrieval with citrate buffer pH 6 before commencing with IHC staining protocol.

Target

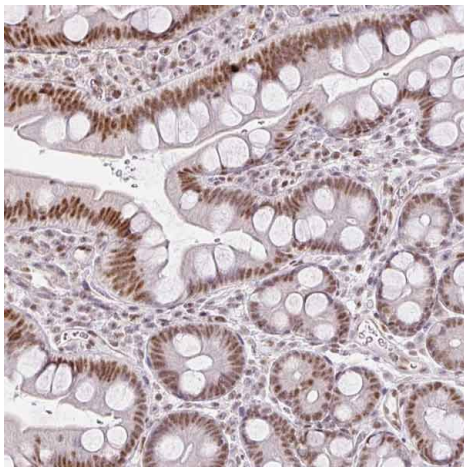
Relevance

FAM32A belongs to the FAM32 family.

Cellular localization

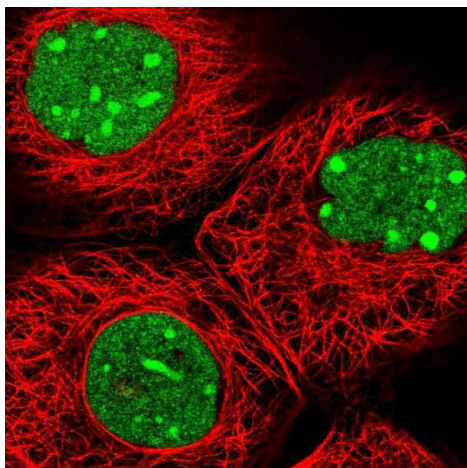
Nuclear

Images



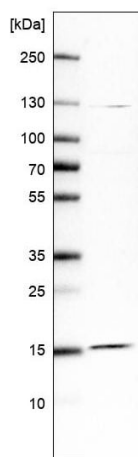
Immunohistochemical analysis of paraffin-embedded Human small intestine tissue labeling FAM32A/OTAG12 with ab185298 at 1/200 dilution.

Immunohistochemistry (Formalin/PFA-fixed paraffin-embedded sections) - Anti-FAM32A/OTAG12 antibody (ab185298)



Immunocytochemistry - Anti-FAM32A/OTAG12 antibody (ab185298)

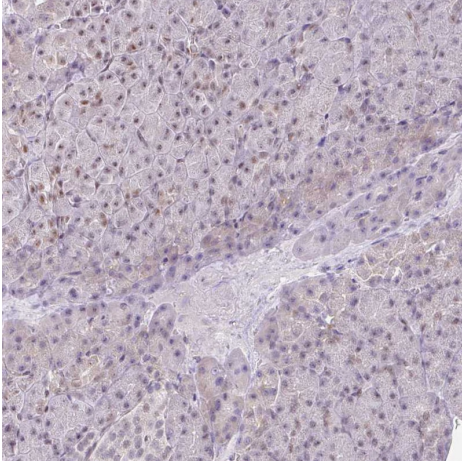
Immunofluorescent analysis of paraformaldehyde-fixed, Triton X-100-permeabilized A431 cells labeling FAM32A/OTAG12 with ab185298 at 4 $\mu\text{g/ml}$.



Western blot - Anti-FAM32A/OTAG12 antibody (ab185298)

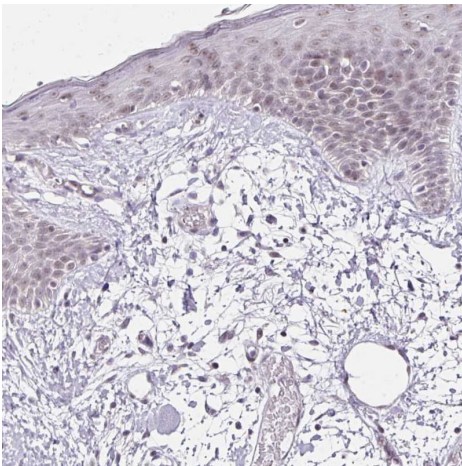
Anti-FAM32A/OTAG12 antibody (ab185298) at 0.4 $\mu\text{g/ml}$ + PC-3 (human prostate adenocarcinoma cell line) cell lysate

Predicted band size: 13 kDa



Immunohistochemical analysis of paraffin-embedded human pancreas tissue labelling FAM32A/OTAG12 with ab185298 at 1/200 dilution.

Immunohistochemistry (Formalin/PFA-fixed paraffin-embedded sections) - Anti-FAM32A/OTAG12 antibody (ab185298)



Immunohistochemical analysis of paraffin-embedded human skin tissue labelling FAM32A/OTAG12 with ab185298 at 1/200 dilution.

Immunohistochemistry (Formalin/PFA-fixed paraffin-embedded sections) - Anti-FAM32A/OTAG12 antibody (ab185298)

Please note: All products are "FOR RESEARCH USE ONLY. NOT FOR USE IN DIAGNOSTIC PROCEDURES"

Our Abpromise to you: Quality guaranteed and expert technical support

- Replacement or refund for products not performing as stated on the datasheet

- Valid for 12 months from date of delivery
- Response to your inquiry within 24 hours

- We provide support in Chinese, English, French, German, Japanese and Spanish
- Extensive multi-media technical resources to help you
- We investigate all quality concerns to ensure our products perform to the highest standards

If the product does not perform as described on this datasheet, we will offer a refund or replacement. For full details of the Abpromise, please visit <https://www.abcam.com/abpromise> or contact our technical team.

Terms and conditions

- Guarantee only valid for products bought direct from Abcam or one of our authorized distributors