

Anti-FAM73A antibody ab121532

5 Images

Overview

Product name	Anti-FAM73A antibody
Description	Rabbit polyclonal to FAM73A
Host species	Rabbit
Tested applications	Suitable for: ICC/IF, IHC-P
Species reactivity	Reacts with: Human
Immunogen	antigen sequence, corresponding to internal sequence amino acids 279-405 of Human FAM73A.
Positive control	ICC/IF: A-431 IHC-P: Human prostate, kidney, placenta, testis tissues
General notes	<p>The Life Science industry has been in the grips of a reproducibility crisis for a number of years. Abcam is leading the way in addressing this with our range of recombinant monoclonal antibodies and knockout edited cell lines for gold-standard validation. Please check that this product meets your needs before purchasing.</p> <p>If you have any questions, special requirements or concerns, please send us an inquiry and/or contact our Support team ahead of purchase. Recommended alternatives for this product can be found below, along with publications, customer reviews and Q&As</p>

Properties

Form	Liquid
Storage instructions	Shipped at 4°C. Upon delivery aliquot and store at -20°C. Avoid freeze / thaw cycles.
Storage buffer	pH: 7.20 Preservative: 0.02% Sodium azide Constituents: 59% PBS, 40% Glycerol (glycerin, glycerine)
Purity	Immunogen affinity purified
Clonality	Polyclonal
Isotype	IgG

Applications

The Abpromise guarantee Our **Abpromise guarantee** covers the use of ab121532 in the following tested applications. The application notes include recommended starting dilutions; optimal dilutions/concentrations should be determined by the end user.

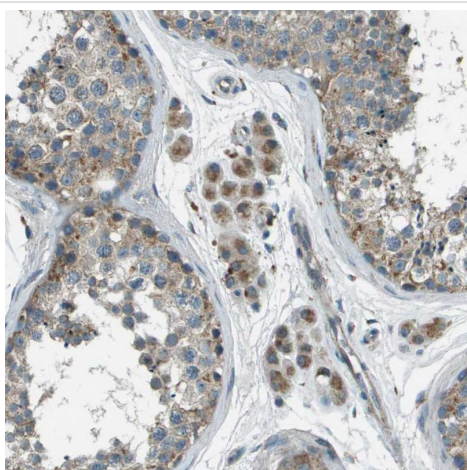
Application	Abreviews	Notes
ICC/IF		Use a concentration of 0.25 - 2 µg/ml.
IHC-P		1/10 - 1/20. Perform heat mediated antigen retrieval with citrate buffer pH 6 before commencing with IHC staining protocol.

Target

Sequence similarities Belongs to the FAM73 family.

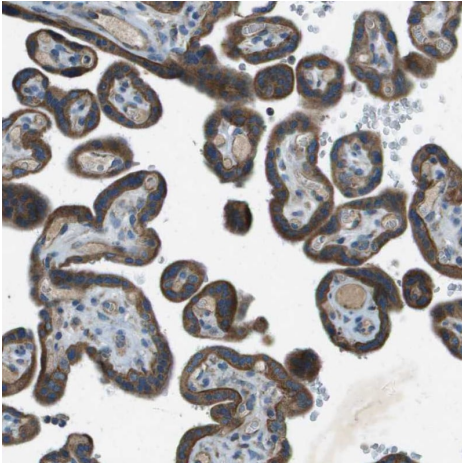
Cellular localization Membrane.

Images



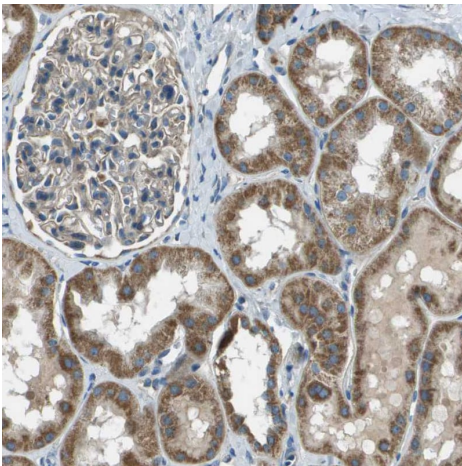
Immunohistochemical analysis of human testis tissue labeling FAM73A with ab121532 at 1/20 dilution. Moderate granular cytoplasmic positivity in Leydig cells.

Immunohistochemistry (Formalin/PFA-fixed paraffin-embedded sections) - Anti-FAM73A antibody (ab121532)



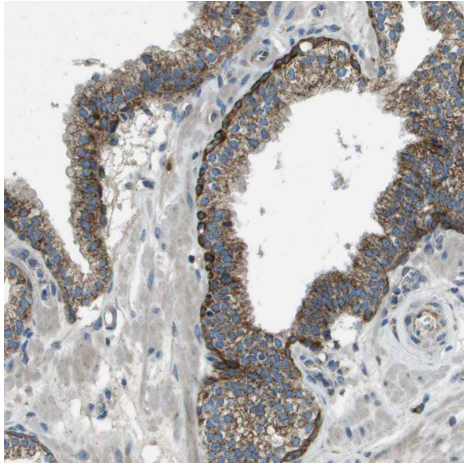
Immunohistochemical analysis of human placenta tissue labeling FAM73A with ab121532 at 1/20 dilution. Strong granular cytoplasmic positivity in trophoblastic cells.

Immunohistochemistry (Formalin/PFA-fixed paraffin-embedded sections) - Anti-FAM73A antibody (ab121532)



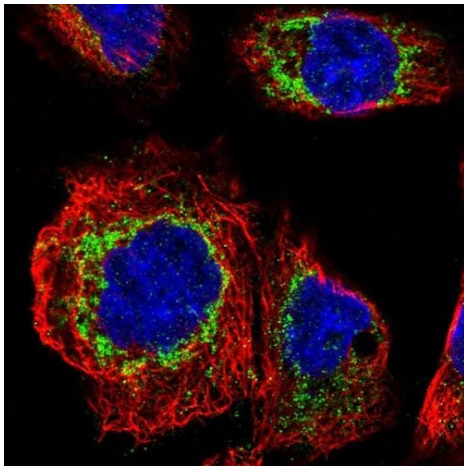
Immunohistochemical analysis of human kidney tissue labeling FAM73A with ab121532 at 1/20 dilution. Moderate granular cytoplasmic positivity in cells in tubules.

Immunohistochemistry (Formalin/PFA-fixed paraffin-embedded sections) - Anti-FAM73A antibody (ab121532)



Immunohistochemical analysis of human prostate tissue labeling FAM73A with ab121532 at 1/20 dilution. Moderate to strong granular cytoplasmic positivity in glandular cells.

Immunohistochemistry (Formalin/PFA-fixed paraffin-embedded sections) - Anti-FAM73A antibody (ab121532)



Immunofluorescent staining of Human cell line A-431 shows positivity in mitochondria. Recommended concentration of ab121532 1-4 µg/ml. Cells treated with PFA/Triton X-100.

Immunocytochemistry/ Immunofluorescence - Anti-FAM73A antibody (ab121532)

Please note: All products are "FOR RESEARCH USE ONLY. NOT FOR USE IN DIAGNOSTIC PROCEDURES"

Our Abpromise to you: Quality guaranteed and expert technical support

- Replacement or refund for products not performing as stated on the datasheet
- Valid for 12 months from date of delivery
- Response to your inquiry within 24 hours
- We provide support in Chinese, English, French, German, Japanese and Spanish
- Extensive multi-media technical resources to help you
- We investigate all quality concerns to ensure our products perform to the highest standards

If the product does not perform as described on this datasheet, we will offer a refund or replacement. For full details of the Abpromise, please visit <https://www.abcam.com/abpromise> or contact our technical team.

Terms and conditions

- Guarantee only valid for products bought direct from Abcam or one of our authorized distributors