




## Product datasheet

### Anti-FAM98A antibody ab204083

[3 References](#) [3 Images](#)

#### Overview

<b>Product name</b>	Anti-FAM98A antibody
<b>Description</b>	Rabbit polyclonal to FAM98A
<b>Host species</b>	Rabbit
<b>Tested applications</b>	<b>Suitable for:</b> IHC-P, ICC/IF, WB
<b>Species reactivity</b>	<b>Reacts with:</b> Human <b>Predicted to work with:</b> Mouse, Rat, Orangutan 
<b>Immunogen</b>	Recombinant fragment corresponding to Human FAM98A aa 1-150. Database link: <a href="#">Q8NCA5</a> <div>  <a href="#">Run BLAST with</a>  <a href="#">Run BLAST with</a> </div>
<b>Positive control</b>	WB: Human cell line HEL; IHC: Nasopharynx tissue; ICC; Human cell line A-431.
<b>General notes</b>	<p>The Life Science industry has been in the grips of a reproducibility crisis for a number of years. Abcam is leading the way in addressing this with our range of recombinant monoclonal antibodies and knockout edited cell lines for gold-standard validation. Please check that this product meets your needs before purchasing.</p> <p>If you have any questions, special requirements or concerns, please send us an inquiry and/or contact our Support team ahead of purchase. Recommended alternatives for this product can be found below, along with publications, customer reviews and Q&amp;As</p>

#### Properties

<b>Form</b>	Liquid
<b>Storage instructions</b>	Shipped at 4°C. Store at +4°C short term (1-2 weeks). Upon delivery aliquot. Store at -20°C long term. Avoid freeze / thaw cycle.
<b>Storage buffer</b>	pH: 7.20 Preservative: 0.02% Sodium azide Constituents: 59% PBS, 40% Glycerol (glycerin, glycerine)
<b>Purity</b>	Immunogen affinity purified
<b>Clonality</b>	Polyclonal
<b>Isotype</b>	IgG

Applications

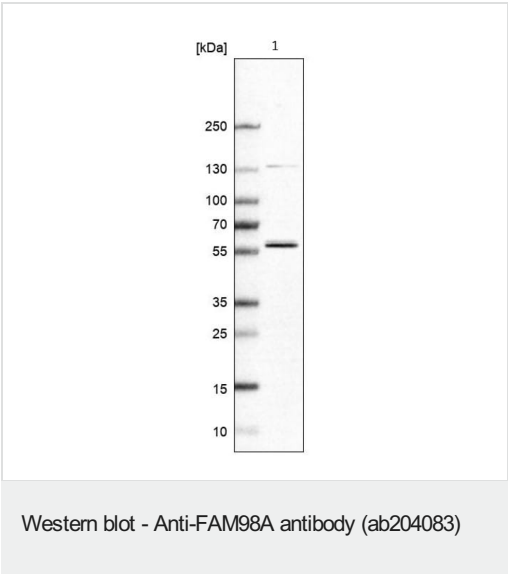
**The Abpromise guarantee** Our **Abpromise guarantee** covers the use of ab204083 in the following tested applications. The application notes include recommended starting dilutions; optimal dilutions/concentrations should be determined by the end user.

Application	Abreviews	Notes
IHC-P		1/20 - 1/50.
ICC/IF		Use a concentration of 0.25 - 2 µg/ml.
WB		Use a concentration of 0.04 - 0.4 µg/ml. Predicted molecular weight: 55 kDa.

Target

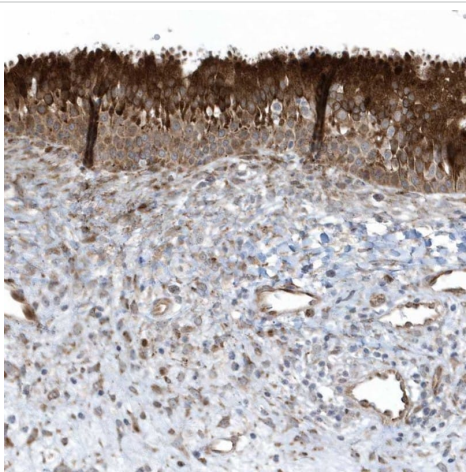
**Sequence similarities** Belongs to the FAM98 family.

Images



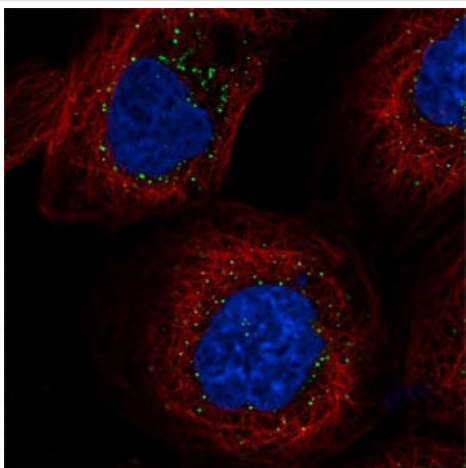
Anti-FAM98A antibody (ab204083) at 0.4 µg/ml + Human cell line HEL

**Predicted band size:** 55 kDa



Immunohistochemistry (Formalin/PFA-fixed paraffin-embedded sections) - Anti-FAM98A antibody (ab204083)

Immunohistochemistry (Formalin/PFA-fixed paraffin-embedded sections) analysis of Human Nasopharynx tissue labelling FAM98A with ab204083 at 1/20 dilution.



Immunocytochemistry/ Immunofluorescence - Anti-FAM98A antibody (ab204083)

Immunofluorescent staining of PFA/Triton X-100 fixed/permeabilized A431 cells labeling FAM98A with ab204083 at 4 µg/ml (green).

**Please note:** All products are "FOR RESEARCH USE ONLY. NOT FOR USE IN DIAGNOSTIC PROCEDURES"

### Our Abpromise to you: Quality guaranteed and expert technical support

- Replacement or refund for products not performing as stated on the datasheet
- Valid for 12 months from date of delivery
- Response to your inquiry within 24 hours
- We provide support in Chinese, English, French, German, Japanese and Spanish
- Extensive multi-media technical resources to help you
- We investigate all quality concerns to ensure our products perform to the highest standards

If the product does not perform as described on this datasheet, we will offer a refund or replacement. For full details of the Abpromise, please visit <https://www.abcam.com/abpromise> or contact our technical team.

## Terms and conditions

---

- Guarantee only valid for products bought direct from Abcam or one of our authorized distributors