




Product datasheet

Anti-FOXA3 antibody ab222245

1 Image

Overview

Product name	Anti-FOXA3 antibody
Description	Rabbit polyclonal to FOXA3
Host species	Rabbit
Tested applications	Suitable for: ICC/IF
Species reactivity	Reacts with: Human Predicted to work with: Mouse, Rat, Cow 
Immunogen	Recombinant fragment corresponding to Human FOXA3 aa 1-100. Database link: P55318  Run BLAST with  Run BLAST with
Positive control	ICC/IF: HepG2 cells.
General notes	<p>The Life Science industry has been in the grips of a reproducibility crisis for a number of years. Abcam is leading the way in addressing this with our range of recombinant monoclonal antibodies and knockout edited cell lines for gold-standard validation. Please check that this product meets your needs before purchasing.</p> <p>If you have any questions, special requirements or concerns, please send us an inquiry and/or contact our Support team ahead of purchase. Recommended alternatives for this product can be found below, along with publications, customer reviews and Q&As</p>

Properties

Form	Liquid
Storage instructions	Shipped at 4°C. Store at +4°C short term (1-2 weeks). Upon delivery aliquot. Store at -20°C long term. Avoid freeze / thaw cycle.
Storage buffer	pH: 7.20 Preservative: 0.02% Sodium azide Constituents: 40% Glycerol (glycerin, glycerine), PBS
Purity	Immunogen affinity purified
Clonality	Polyclonal
Isotype	IgG

Applications

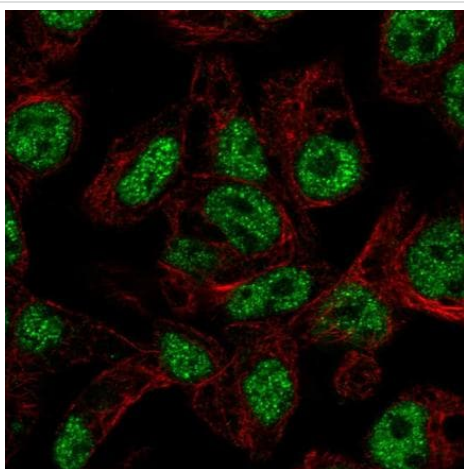
The Abpromise guarantee Our **Abpromise guarantee** covers the use of ab222245 in the following tested applications. The application notes include recommended starting dilutions; optimal dilutions/concentrations should be determined by the end user.

Application	Abreviews	Notes
ICC/IF		Use a concentration of 0.25 - 2 µg/ml. Fixation/Permeabilization: PFA/Triton X-100.

Target

Function	Transcription factor that is thought to act as a 'pioneer' factor opening the compacted chromatin for other proteins through interactions with nucleosomal core histones and thereby replacing linker histones at target enhancer and/or promoter sites (By similarity). Originally described as a transcription activator for a number of liver genes such as AFP, albumin, tyrosine aminotransferase, PEPCK, etc. Interacts with the cis-acting regulatory regions of these genes. Involved in glucose homeostasis; binds to and activates transcription from the G6PC promoter. Binds to the CYP3A4 promoter and activates its transcription in cooperation with CEBPA. Binds to the CYP3A7 promoter together with members of the CTF/NF-1 family. Involved in regulation of neuronal-specific transcription. May be involved in regulation of spermatogenesis.
Tissue specificity	Expressed in erythroleukemia and hepatoma cell lines and in liver and pancreas. Not expressed in any other cell lines or tissues examined.
Sequence similarities	Contains 1 fork-head DNA-binding domain.
Developmental stage	Detected in prenatal liver nuclear extracts (12.4-27 weeks estimated gestational age). Not detected in postnatal liver samples.
Cellular localization	Nucleus.

Images



4% paraformaldehyde-fixed, 0.1% Triton X-100 permeabilized HepG2 (human liver hepatocellular carcinoma cell line) cells stained for FOXA3 (green) using ab222245 at 4 µg/ml in ICC/IF.

Immunocytochemistry/ Immunofluorescence - Anti-FOX A3 antibody (ab222245)

Please note: All products are "FOR RESEARCH USE ONLY. NOT FOR USE IN DIAGNOSTIC PROCEDURES"

Our Abpromise to you: Quality guaranteed and expert technical support

- Replacement or refund for products not performing as stated on the datasheet
- Valid for 12 months from date of delivery
- Response to your inquiry within 24 hours

- We provide support in Chinese, English, French, German, Japanese and Spanish
- Extensive multi-media technical resources to help you
- We investigate all quality concerns to ensure our products perform to the highest standards

If the product does not perform as described on this datasheet, we will offer a refund or replacement. For full details of the Abpromise, please visit <https://www.abcam.com/abpromise> or contact our technical team.

Terms and conditions

- Guarantee only valid for products bought direct from Abcam or one of our authorized distributors