


## Product datasheet

# Anti-FOXD3 antibody ab64807

[4 References](#) [2 Images](#)

### Overview

---

<b>Product name</b>	Anti-FOXD3 antibody
<b>Description</b>	Rabbit polyclonal to FOXD3
<b>Host species</b>	Rabbit
<b>Tested applications</b>	<b>Suitable for:</b> WB, IHC-P
<b>Species reactivity</b>	<b>Reacts with:</b> Human <b>Predicted to work with:</b> Mouse 
<b>Immunogen</b>	A synthesized peptide derived from an internal region of human FOXD3.
<b>Positive control</b>	Human heart tissue and extracts from HUVEC and 293 cells
<b>General notes</b>	<p>The Life Science industry has been in the grips of a reproducibility crisis for a number of years. Abcam is leading the way in addressing this with our range of recombinant monoclonal antibodies and knockout edited cell lines for gold-standard validation. Please check that this product meets your needs before purchasing.</p> <p>If you have any questions, special requirements or concerns, please send us an inquiry and/or contact our Support team ahead of purchase. Recommended alternatives for this product can be found below, along with publications, customer reviews and Q&amp;As</p>

### Properties

---

<b>Form</b>	Liquid
<b>Storage instructions</b>	Shipped at 4°C. Store at -20°C. Stable for 12 months at -20°C.
<b>Storage buffer</b>	pH: 7.40 Preservative: 0.02% Sodium azide Constituents: PBS, 50% Glycerol, 0.87% Sodium chloride
<b>Purity</b>	Immunogen affinity purified
<b>Clonality</b>	Polyclonal
<b>Isotype</b>	IgG

### Applications

---

The **Abpromise guarantee** Our **Abpromise guarantee** covers the use of ab64807 in the following tested applications.


The application notes include recommended starting dilutions; optimal dilutions/concentrations should be determined by the end user.

Application	Abreviews	Notes
WB		1/500 - 1/1000. Detects a band of approximately 48 kDa (predicted molecular weight: 48 kDa).
IHC-P		1/50 - 1/100. Perform heat mediated antigen retrieval via the pressure cooker method before commencing with IHC staining protocol.

## Target

<b>Function</b>	Binds to the consensus sequence 5'-A[AT]T[AG]TTTGTTT-3' and acts as a transcriptional repressor. Also acts as a transcriptional activator. Promotes development of neural crest cells from neural tube progenitors. Restricts neural progenitor cells to the neural crest lineage while suppressing interneuron differentiation. Required for maintenance of pluripotent cells in the pre-implantation and peri-implantation stages of embryogenesis.
<b>Tissue specificity</b>	Expressed in chronic myeloid leukemia, Jurkat T-cell leukemia and teratocarcinoma cell lines, but not in any other cell lines or normal tissues examined.
<b>Involvement in disease</b>	Defects in FOXD3 are associated with susceptibility to autoimmune disease type 1 (AIS1) [MIM:607836]. AIS1 is a disorder characterized by the association of vitiligo with autoimmune thyroiditis (Hashimoto thyroiditis).
<b>Sequence similarities</b>	Contains 1 fork-head DNA-binding domain.
<b>Cellular localization</b>	Nucleus.

## Images



Western blot - Anti-FOXD3 antibody (ab64807)

**All lanes :** Anti-FOXD3 antibody (ab64807) at 1/500 dilution

**Lane 1 :** Extracts of HUVEC cells

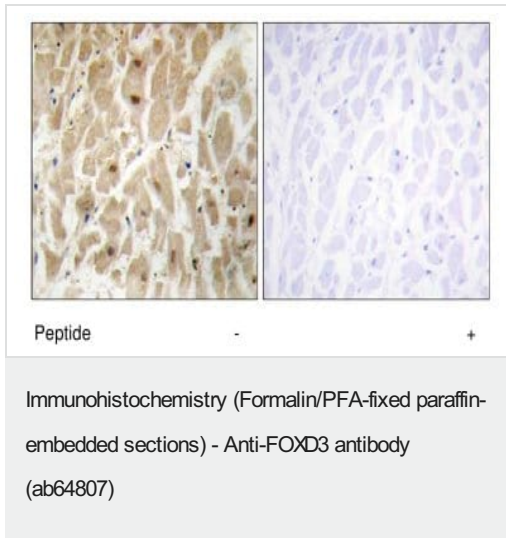
**Lane 2 :** Extracts of 293 cells

**Lane 3 :** Extracts of 293 cells, plus immunising peptide at 5-10µg

Lysates/proteins at 5 µg per lane.

**Predicted band size:** 48 kDa

**Observed band size:** 48 kDa



Immunohistochemistry analysis of paraffin-embedded human heart tissue using ab64807 at a 1:50 dilution.

Left image untreated.

Right image treated with immunising peptide.

**Please note:** All products are "FOR RESEARCH USE ONLY. NOT FOR USE IN DIAGNOSTIC PROCEDURES"

### **Our Abpromise to you: Quality guaranteed and expert technical support**

---

- Replacement or refund for products not performing as stated on the datasheet
- Valid for 12 months from date of delivery
- Response to your inquiry within 24 hours
- We provide support in Chinese, English, French, German, Japanese and Spanish
- Extensive multi-media technical resources to help you
- We investigate all quality concerns to ensure our products perform to the highest standards

If the product does not perform as described on this datasheet, we will offer a refund or replacement. For full details of the Abpromise, please visit <https://www.abcam.com/abpromise> or contact our technical team.

### **Terms and conditions**

---

- Guarantee only valid for products bought direct from Abcam or one of our authorized distributors