





Anti-FRMD4A antibody ab122475

[1 References](#) [5 Images](#)

Overview

Product name	Anti-FRMD4A antibody
Description	Rabbit polyclonal to FRMD4A
Host species	Rabbit
Tested applications	Suitable for: IHC-P, ICC/IF
Species reactivity	Reacts with: Human
Immunogen	antigen sequence: EGAHDKGAGR AAVSDELQW YQRSTASHKE HSRLSHTSST SSDSGSQYST SSQSTFVAHS RVTRMPQMCK ATSA, corresponding to amino acids 912-985 of Human FRMD4A.  Run BLAST with   Run BLAST with 
Positive control	IHC: Human testis, kidney, lymphoid and cerebral cortex tissue. ICC/IF: Human cell line U-2 OS shows
General notes	<p>The Life Science industry has been in the grips of a reproducibility crisis for a number of years. Abcam is leading the way in addressing this with our range of recombinant monoclonal antibodies and knockout edited cell lines for gold-standard validation. Please check that this product meets your needs before purchasing.</p> <p>If you have any questions, special requirements or concerns, please send us an inquiry and/or contact our Support team ahead of purchase. Recommended alternatives for this product can be found below, along with publications, customer reviews and Q&As</p>

Properties

Form	Liquid
Storage instructions	Shipped at 4°C. Upon delivery aliquot and store at -20°C. Avoid freeze / thaw cycles.
Storage buffer	pH: 7.20 Preservative: 0.02% Sodium azide Constituents: 59% PBS, 40% Glycerol (glycerin, glycerine)
Purity	Immunogen affinity purified
Clonality	Polyclonal
Isotype	IgG

Applications

The Abpromise guarantee

Our **Abpromise guarantee** covers the use of ab122475 in the following tested applications.

The application notes include recommended starting dilutions; optimal dilutions/concentrations should be determined by the end user.

Application	Abreviews	Notes
IHC-P		1/50 - 1/200. Perform heat mediated antigen retrieval with citrate buffer pH 6 before commencing with IHC staining protocol.
ICC/IF		Use a concentration of 0.25 - 2 µg/ml.

Target

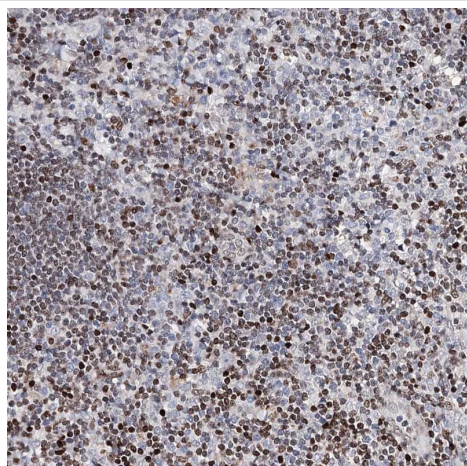
Sequence similarities

Contains 1 FERM domain.

Cellular localization

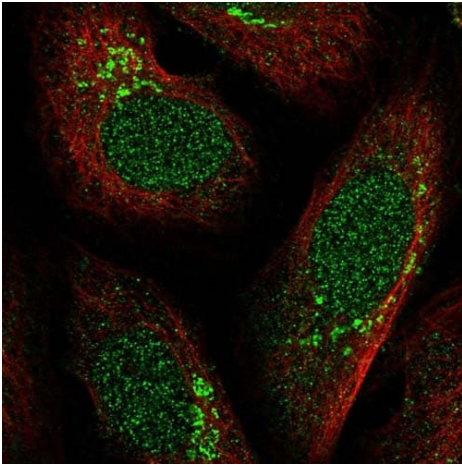
Cytoplasm > cytoskeleton.

Images



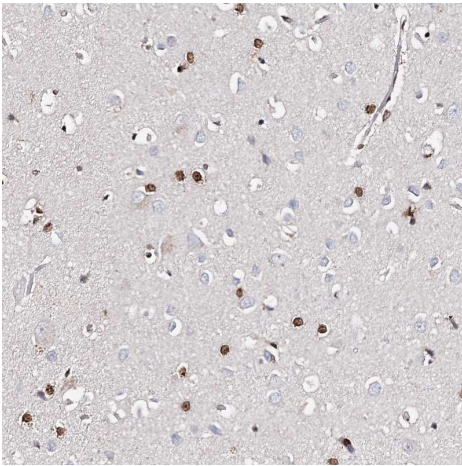
ab122475 at 1/50 dilution staining FRMD4A in paraffin-embedded Human lymphoid tissue by Immunohistochemistry.

Immunohistochemistry (Formalin/PFA-fixed paraffin-embedded sections) - Anti-FRMD4A antibody (ab122475)



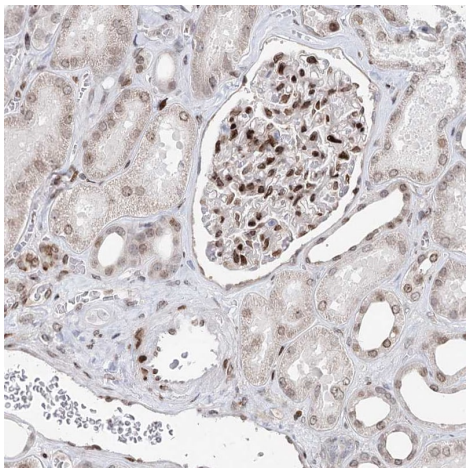
Immunocytochemistry/ Immunofluorescence - Anti-FRMD4A antibody (ab122475)

Immunofluorescent staining of Human cell line U-2 OS shows positivity in nucleus and golgi apparatus. Recommended concentration of ab122475 1-4 $\mu\text{g/ml}$. Cells treated with PFA/Triton X-100.



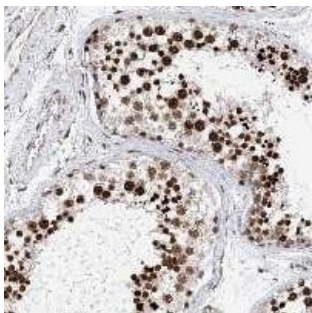
Immunohistochemistry (Formalin/PFA-fixed paraffin-embedded sections) - Anti-FRMD4A antibody (ab122475)

ab122475 at 1/50 dilution staining FRMD4A in paraffin-embedded Human cerebral cortex tissue by Immunohistochemistry.



ab122475 at 1/50 dilution staining FRMD4A in paraffin-embedded Human kidney tissue by Immunohistochemistry.

Immunohistochemistry (Formalin/PFA-fixed paraffin-embedded sections) - Anti-FRMD4A antibody (ab122475)



ab122475 at 1/50 dilution staining FRMD4A in paraffin-embedded Human testis tissue by Immunohistochemistry.

Immunohistochemistry (Formalin/PFA-fixed paraffin-embedded sections) - Anti-FRMD4A antibody (ab122475)

Please note: All products are "FOR RESEARCH USE ONLY. NOT FOR USE IN DIAGNOSTIC PROCEDURES"

Our Abpromise to you: Quality guaranteed and expert technical support

- Replacement or refund for products not performing as stated on the datasheet
- Valid for 12 months from date of delivery
- Response to your inquiry within 24 hours
- We provide support in Chinese, English, French, German, Japanese and Spanish
- Extensive multi-media technical resources to help you
- We investigate all quality concerns to ensure our products perform to the highest standards

If the product does not perform as described on this datasheet, we will offer a refund or replacement. For full details of the Abpromise,

please visit <https://www.abcam.com/abpromise> or contact our technical team.

Terms and conditions

- Guarantee only valid for products bought direct from Abcam or one of our authorized distributors