





Product datasheet

Anti-GPCR GPR116 antibody ab111169

[1 Abreviews](#) [3 References](#) [2 Images](#)

Overview

Product name	Anti-GPCR GPR116 antibody
Description	Rabbit polyclonal to GPCR GPR116
Host species	Rabbit
Tested applications	Suitable for: IHC-P, ICC/IF
Species reactivity	Reacts with: Human
Immunogen	Synthetic peptide: V CYKHNFN A SS VSWCSKT VDV CCHFTN AANN SVWSP SMKLN LVPG ENITCQ, corresponding to amino acids 620-670 of Human GPCR GPR116  Run BLAST with   Run BLAST with 
Positive control	Human breast carcinoma tissue; A549 cells.
General notes	<p>The Life Science industry has been in the grips of a reproducibility crisis for a number of years. Abcam is leading the way in addressing this with our range of recombinant monoclonal antibodies and knockout edited cell lines for gold-standard validation. Please check that this product meets your needs before purchasing.</p> <p>If you have any questions, special requirements or concerns, please send us an inquiry and/or contact our Support team ahead of purchase. Recommended alternatives for this product can be found below, along with publications, customer reviews and Q&As</p>

Properties

Form	Liquid
Storage instructions	Shipped at 4°C. Store at -20°C. Stable for 12 months at -20°C.
Storage buffer	pH: 7.40 Preservative: 0.02% Sodium azide Constituents: 49.1% PBS, 50% Glycerol, 0.88% Sodium chloride
Purity	PBS (without Mg ²⁺ and Ca ²⁺) Immunogen affinity purified
Purification notes	ab111169 was affinity-purified from Rabbit antiserum by affinity-chromatography using epitope-specific immunogen.
Clonality	Polyclonal
Isotype	IgG

Applications

The Abpromise guarantee

Our **Abpromise guarantee** covers the use of ab111169 in the following tested applications.

The application notes include recommended starting dilutions; optimal dilutions/concentrations should be determined by the end user.

Application	Abreviews	Notes
IHC-P		1/50 - 1/100. Perform heat mediated antigen retrieval with citrate buffer pH 6 before commencing with IHC staining protocol.
ICC/IF		1/100 - 1/500.

Target

Function

May have a role in the regulation of acid-base balance.

Sequence similarities

Belongs to the G-protein coupled receptor 2 family. LN-TM7 subfamily.

Contains 1 GPS domain.

Contains 3 Ig-like (immunoglobulin-like) domains.

Contains 1 SEA domain.

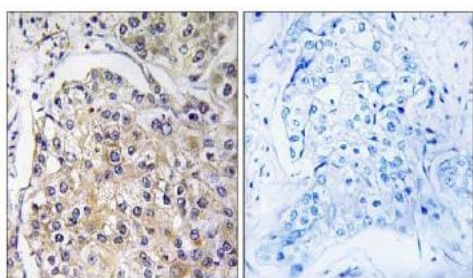
Post-translational modifications

Proteolytically cleaved into 2 highly conserved sites: one in the SEA domain and the other in the stalk domain region preceding the first transmembrane. The later 2 subunits, the extracellular subunit and the seven-transmembrane subunit, remain tightly associated and non-covalently linked.

Cellular localization

Cell membrane.

Images



ab111169 at 1/50 dilution staining GPCR GPR116 in paraffin-embedded Human breast carcinoma tissue by Immunohistochemistry. The image on the right is treated with synthesized peptide.

Immunohistochemistry (Formalin/PFA-fixed paraffin-embedded sections) - Anti-GPCR GPR116 antibody (ab111169)



Immunocytochemistry/ Immunofluorescence - Anti-GPCR GPR116 antibody (ab111169)

ab111169 at 1/100 dilution staining GPCR GPR116 in A549 cells by Immunofluorescence. The image on the right is treated with synthesized peptide.

Please note: All products are "FOR RESEARCH USE ONLY. NOT FOR USE IN DIAGNOSTIC PROCEDURES"

Our Abpromise to you: Quality guaranteed and expert technical support

- Replacement or refund for products not performing as stated on the datasheet
- Valid for 12 months from date of delivery
- Response to your inquiry within 24 hours
- We provide support in Chinese, English, French, German, Japanese and Spanish
- Extensive multi-media technical resources to help you
- We investigate all quality concerns to ensure our products perform to the highest standards

If the product does not perform as described on this datasheet, we will offer a refund or replacement. For full details of the Abpromise, please visit <https://www.abcam.com/abpromise> or contact our technical team.

Terms and conditions

- Guarantee only valid for products bought direct from Abcam or one of our authorized distributors