

Product datasheet

Anti-HEG1 antibody ab121343

[4 Images](#)

Overview

Product name	Anti-HEG1 antibody
Description	Rabbit polyclonal to HEG1
Host species	Rabbit
Tested applications	Suitable for: IHC-P
Species reactivity	Reacts with: Human
Immunogen	antigen sequence, corresponding to amino acids 129-248 of Human HEG1.
Positive control	Human testis, colon, and lung tissues.
General notes	<p>The Life Science industry has been in the grips of a reproducibility crisis for a number of years. Abcam is leading the way in addressing this with our range of recombinant monoclonal antibodies and knockout edited cell lines for gold-standard validation. Please check that this product meets your needs before purchasing.</p> <p>If you have any questions, special requirements or concerns, please send us an inquiry and/or contact our Support team ahead of purchase. Recommended alternatives for this product can be found below, along with publications, customer reviews and Q&As</p>

Properties

Form	Liquid
Storage instructions	Shipped at 4°C. Upon delivery aliquot and store at -20°C. Avoid freeze / thaw cycles.
Storage buffer	<p>pH: 7.20</p> <p>Preservative: 0.02% Sodium azide</p> <p>Constituents: 59% PBS, 40% Glycerol (glycerin, glycerine)</p>
Purity	Immunogen affinity purified
Clonality	Polyclonal
Isotype	IgG

Applications

The Abpromise guarantee Our **Abpromise guarantee** covers the use of ab121343 in the following tested applications. The application notes include recommended starting dilutions; optimal dilutions/concentrations should be determined by the end user.

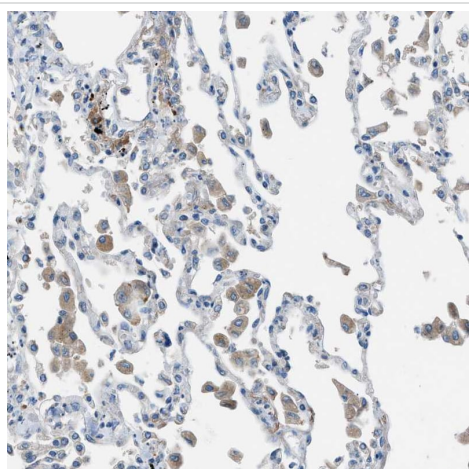
Application	Abreviews	Notes
IHC-P		1/20 - 1/50. Perform heat mediated antigen retrieval with citrate buffer pH 6 before commencing with IHC staining protocol.

Target

Sequence similarities Contains 2 EGF-like domains.

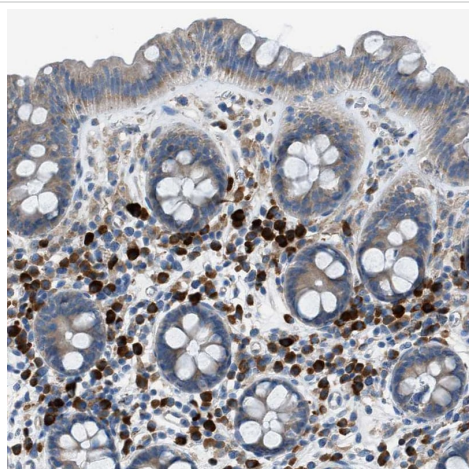
Cellular localization Secreted and Membrane.

Images



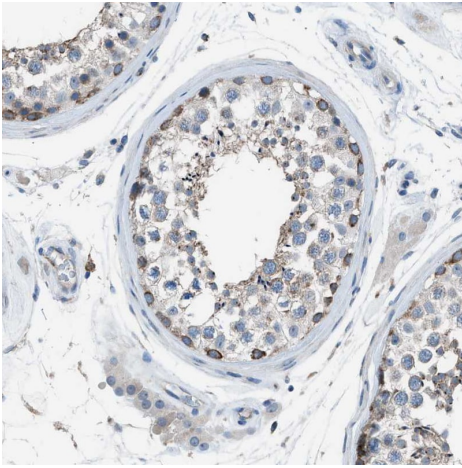
Immunohistochemistry (Formalin/PFA-fixed paraffin-embedded sections) - Anti-HEG1 antibody (ab121343)

Immunohistochemistry (Formalin/PFA-fixed paraffin-embedded sections) analysis of human lung tissue labelling HEG1 with ab121343 at 1/20 dilution. Heat mediated antigen retrieval performed with citrate buffer pH 6 before commencing with IHC staining protocol.



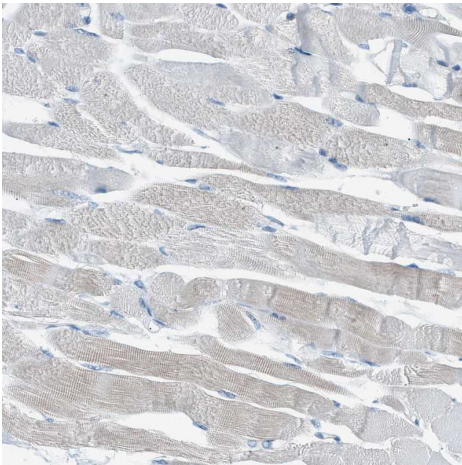
Immunohistochemistry (Formalin/PFA-fixed paraffin-embedded sections) - Anti-HEG1 antibody (ab121343)

Immunohistochemistry (Formalin/PFA-fixed paraffin-embedded sections) analysis of human colon tissue labelling HEG1 with ab121343 at 1/20 dilution. Heat mediated antigen retrieval performed with citrate buffer pH 6 before commencing with IHC staining protocol.



Immunohistochemistry (Formalin/PFA-fixed paraffin-embedded sections) - Anti-HEG1 antibody (ab121343)

Immunohistochemistry (Formalin/PFA-fixed paraffin-embedded sections) analysis of human testis tissue labelling HEG1 with ab121343 at 1/20 dilution. Heat mediated antigen retrieval performed with citrate buffer pH 6 before commencing with IHC staining protocol.



Immunohistochemistry (Formalin/PFA-fixed paraffin-embedded sections) - Anti-HEG1 antibody (ab121343)

Immunohistochemistry (Formalin/PFA-fixed paraffin-embedded sections) analysis of human skeletal muscle tissue labelling HEG1 with ab121343 at 1/20 dilution. Heat mediated antigen retrieval performed with citrate buffer pH 6 before commencing with IHC staining protocol.

Please note: All products are "FOR RESEARCH USE ONLY. NOT FOR USE IN DIAGNOSTIC PROCEDURES"

Our Abpromise to you: Quality guaranteed and expert technical support

- Replacement or refund for products not performing as stated on the datasheet
- Valid for 12 months from date of delivery
- Response to your inquiry within 24 hours
- We provide support in Chinese, English, French, German, Japanese and Spanish
- Extensive multi-media technical resources to help you
- We investigate all quality concerns to ensure our products perform to the highest standards

If the product does not perform as described on this datasheet, we will offer a refund or replacement. For full details of the Abpromise, please visit <https://www.abcam.com/abpromise> or contact our technical team.

Terms and conditions

- Guarantee only valid for products bought direct from Abcam or one of our authorized distributors