




## Product datasheet

# Anti-IL-17F antibody ab168194

[1 References](#) [2 Images](#)

### Overview

<b>Product name</b>	Anti-IL-17F antibody
<b>Description</b>	Mouse polyclonal to IL-17F
<b>Host species</b>	Mouse
<b>Tested applications</b>	<b>Suitable for:</b> WB, IHC-P
<b>Species reactivity</b>	<b>Reacts with:</b> Human <b>Predicted to work with:</b> Rhesus monkey 
<b>Immunogen</b>	Recombinant full length protein within Human IL-17F aa 1-200. The exact immunogen sequence used to generate this antibody is proprietary information. If additional detail on the immunogen is needed to determine the suitability of the antibody for your needs, please <b><u>contact</u></b> our Scientific Support team to discuss your requirements. Database link: <b><u>NP_443104.1</u></b> <div>  <b><u>Run BLAST with</u></b>  <b><u>Run BLAST with</u></b> </div>
<b>Positive control</b>	IL17F transfected 293T cell lysate; Human small intestine tissue.
<b>General notes</b>	<p>The Life Science industry has been in the grips of a reproducibility crisis for a number of years. Abcam is leading the way in addressing this with our range of recombinant monoclonal antibodies and knockout edited cell lines for gold-standard validation. Please check that this product meets your needs before purchasing.</p> <p>If you have any questions, special requirements or concerns, please send us an inquiry and/or contact our Support team ahead of purchase. Recommended alternatives for this product can be found below, along with publications, customer reviews and Q&amp;As</p>

### Properties

<b>Form</b>	Liquid
<b>Storage instructions</b>	Shipped at 4°C. Store at +4°C short term (1-2 weeks). Upon delivery aliquot. Store at -20°C long term.
<b>Storage buffer</b>	pH: 7.4 Constituent: 99% PBS
<b>Purity</b>	Protein A purified
<b>Clonality</b>	Polyclonal
<b>Isotype</b>	IgG

## Applications

### The Abpromise guarantee

Our **Abpromise guarantee** covers the use of ab168194 in the following tested applications.

The application notes include recommended starting dilutions; optimal dilutions/concentrations should be determined by the end user.

Application	Abreviews	Notes
WB		Use a concentration of 1 µg/ml. Predicted molecular weight: 18 kDa.
IHC-P		Use a concentration of 3 µg/ml. Perform heat mediated antigen retrieval with citrate buffer pH 6 before commencing with IHC staining protocol.

## Target

### Function

Ligand for IL17RA and IL17RC (PubMed:17911633). The heterodimer formed by IL17A and IL17F is a ligand for the heterodimeric complex formed by IL17RA and IL17RC (PubMed:18684971). Involved in stimulating the production of other cytokines such as IL6, IL8 and CSF2, and in regulation of cartilage matrix turnover (PubMed:11591732, PubMed:11591768, PubMed:11574464). Also involved in stimulating the proliferation of peripheral blood mononuclear cells and T-cells and in inhibition of angiogenesis (PubMed:11591732). Plays a role in the induction of neutrophilia in the lungs and in the exacerbation of antigen-induced pulmonary allergic inflammation.

### Tissue specificity

Expressed in activated, but not resting, CD4+ T-cells and activated monocytes.

### Involvement in disease

Candidiasis, familial, 6

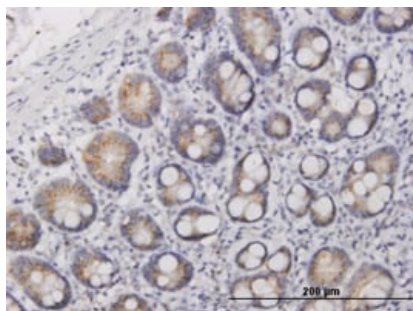
### Sequence similarities

Belongs to the IL-17 family.

### Cellular localization

Secreted.

## Images



Immunohistochemical analysis of formalin fixed, paraffin embedded Human small intestine tissue labeling IL17F with ab168194 at 3 µg/ml.

Immunohistochemistry (Formalin/PFA-fixed paraffin-embedded sections) - Anti-IL-17F antibody (ab168194)



**All lanes :** Anti-IL-17F antibody (ab168194) at 1 µg/ml

**Lane 1 :** IL17F transfected 293T cell lysate

**Lane 2 :** Non-transfected 293T cell lysate

Lysates/proteins at 15 µl per lane.

### Secondary

**All lanes :** Goat Anti-Mouse IgG (H&L)-HRP at 1/2500 dilution

Developed using the ECL technique.

**Predicted band size:** 18 kDa

**Please note:** All products are "FOR RESEARCH USE ONLY. NOT FOR USE IN DIAGNOSTIC PROCEDURES"

### Our Abpromise to you: Quality guaranteed and expert technical support

- Replacement or refund for products not performing as stated on the datasheet
- Valid for 12 months from date of delivery
- Response to your inquiry within 24 hours
- We provide support in Chinese, English, French, German, Japanese and Spanish
- Extensive multi-media technical resources to help you
- We investigate all quality concerns to ensure our products perform to the highest standards

If the product does not perform as described on this datasheet, we will offer a refund or replacement. For full details of the Abpromise, please visit <https://www.abcam.com/abpromise> or contact our technical team.

### Terms and conditions

- Guarantee only valid for products bought direct from Abcam or one of our authorized distributors