


Anti-IL-31RA antibody ab113498

[1 Abreviews](#) [4 References](#) [2 Images](#)

Overview

Product name	Anti-IL-31RA antibody
Description	Rabbit polyclonal to IL-31RA
Host species	Rabbit
Tested applications	Suitable for: WB, IHC-P
Species reactivity	Reacts with: Human Predicted to work with: Mouse, Rat 
Immunogen	Recombinant fragment corresponding to Human IL-31RA aa 91-378.
Positive control	Jurkat whole cell lysate (ab7899), Human fetal liver, fetal kidney, fetal spleen and fetal colon lysates; Human fetal prostate tissue.
General notes	<p>The Life Science industry has been in the grips of a reproducibility crisis for a number of years. Abcam is leading the way in addressing this with our range of recombinant monoclonal antibodies and knockout edited cell lines for gold-standard validation. Please check that this product meets your needs before purchasing.</p> <p>If you have any questions, special requirements or concerns, please send us an inquiry and/or contact our Support team ahead of purchase. Recommended alternatives for this product can be found below, along with publications, customer reviews and Q&As</p>

Properties

Form	Lyophilized:Reconstitute with 200ul distilled sterile water. Please note that if you receive this product in liquid form it has already been reconstituted as described and no further reconstitution is necessary.
Storage instructions	Shipped at 4°C. Upon delivery aliquot and store at -20°C. Avoid freeze / thaw cycles.
Storage buffer	pH: 7.20 Preservative: 0.02% Sodium azide Constituent: 1% BSA
Purity	Immunogen affinity purified
Purification notes	ab113498 is purified by a protein affinity column.
Clonality	Polyclonal
Isotype	IgG

Applications

The Abpromise guarantee

Our **Abpromise guarantee** covers the use of ab113498 in the following tested applications.

The application notes include recommended starting dilutions; optimal dilutions/concentrations should be determined by the end user.

Application	Abreviews	Notes
WB		1/500 - 1/1000. Predicted molecular weight: 83 kDa.
IHC-P		1/100 - 1/500.

Target

Function

Associates with OSMR to form the interleukin-31 receptor which activates STAT3 and to a lower extent STAT1 and STAT5. May function in skin immunity.

Tissue specificity

Expressed at low levels in testis, ovary, brain, prostate, placenta, thymus, bone marrow, trachea and skin. Detected in all of the myelomonocytic lineage. Expressed in CD14- and CD56-positive blood cells and by macrophages (at protein level).

Sequence similarities

Belongs to the type I cytokine receptor family. Type 2 subfamily.
Contains 5 fibronectin type-III domains.

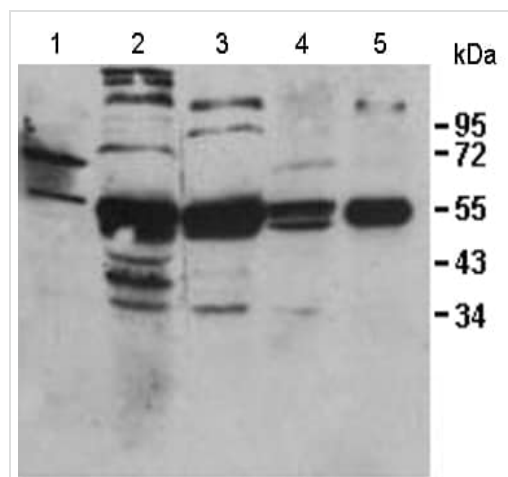
Post-translational modifications

N-glycosylated.

Cellular localization

Cell membrane.

Images



Western blot - Anti-IL-31RA antibody (ab113498)

All lanes : Anti-IL-31RA antibody (ab113498) at 1/500 dilution

Lane 1 : Jurkat cell lysate

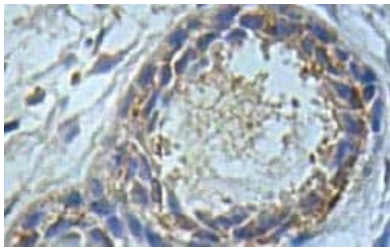
Lane 2 : Human fetal liver lysate

Lane 3 : Human fetal kidney lysate

Lane 4 : Human fetal spleen lysate

Lane 5 : Human fetal colon lysate

Predicted band size: 83 kDa



ab113498, at 1/100, staining IL31RA in Formalin-fixed, Paraffin-embedded Human fetal prostate tissue by Immunohistochemistry.

Immunohistochemistry (Formalin/PFA-fixed paraffin-embedded sections) - Anti-IL-31RA antibody (ab113498)

Please note: All products are "FOR RESEARCH USE ONLY. NOT FOR USE IN DIAGNOSTIC PROCEDURES"

Our Abpromise to you: Quality guaranteed and expert technical support

- Replacement or refund for products not performing as stated on the datasheet
- Valid for 12 months from date of delivery
- Response to your inquiry within 24 hours
- We provide support in Chinese, English, French, German, Japanese and Spanish
- Extensive multi-media technical resources to help you
- We investigate all quality concerns to ensure our products perform to the highest standards

If the product does not perform as described on this datasheet, we will offer a refund or replacement. For full details of the Abpromise, please visit <https://www.abcam.com/abpromise> or contact our technical team.

Terms and conditions

- Guarantee only valid for products bought direct from Abcam or one of our authorized distributors