

Product datasheet

Anti-IL1 Receptor I/IL-1R-1 antibody - C-terminal ab190078

[1 References](#) [3 Images](#)

Overview

Product name	Anti-IL1 Receptor I/IL-1R-1 antibody - C-terminal
Description	Rabbit polyclonal to IL1 Receptor I/IL-1R-1 - C-terminal
Host species	Rabbit
Tested applications	Suitable for: WB, IHC-P
Species reactivity	Reacts with: Human
Immunogen	Synthetic peptide corresponding to Human IL1 Receptor I/IL-1R-1 (C terminal) conjugated to keyhole limpet haemocyanin. (From the E487 region) NP_000868.1. Database link: P14778
Positive control	Human lung, macrophages and prostate carcinoma tissue; HL60 cell lysate.
General notes	<p>The Life Science industry has been in the grips of a reproducibility crisis for a number of years. Abcam is leading the way in addressing this with our range of recombinant monoclonal antibodies and knockout edited cell lines for gold-standard validation. Please check that this product meets your needs before purchasing.</p> <p>If you have any questions, special requirements or concerns, please send us an inquiry and/or contact our Support team ahead of purchase. Recommended alternatives for this product can be found below, along with publications, customer reviews and Q&As</p>

Properties

Form	Liquid
Storage instructions	Shipped at 4°C. Store at +4°C short term (1-2 weeks). Upon delivery aliquot. Store at -20°C long term. Avoid freeze / thaw cycle.
Storage buffer	pH: 7.4 Preservative: 0.09% Sodium azide Constituent: 99% PBS
Purity	Immunogen affinity purified
Clonality	Polyclonal
Isotype	IgG

Applications

The Abpromise guarantee Our **Abpromise guarantee** covers the use of ab190078 in the following tested applications. The application notes include recommended starting dilutions; optimal dilutions/concentrations should be determined by the end user.

Application	Abreviews	Notes
WB		1/1000. Predicted molecular weight: 65 kDa.
IHC-P		Use a concentration of 5 µg/ml.

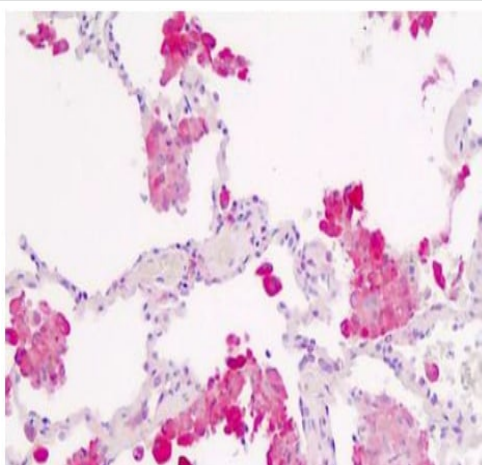
Target

Function Receptor for interleukin-1 alpha (IL-1A), beta (IL-1B), and interleukin-1 receptor antagonist protein (IL-1RA). Binding to the agonist leads to the activation of NF-kappa-B. Signaling involves formation of a ternary complex containing IL1RAP, TOLLIP, MYD88, and IRAK1 or IRAK2.

Sequence similarities Belongs to the interleukin-1 receptor family.
Contains 3 Ig-like C2-type (immunoglobulin-like) domains.
Contains 1 TIR domain.

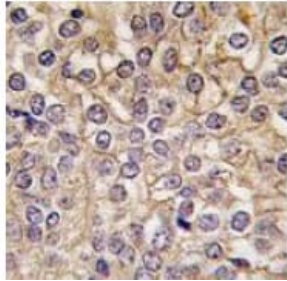
Cellular localization Membrane.

Images




Immunohistochemical analysis of formalin-fixed, paraffin-embedded Human lung, macrophages labeling IL-1 Receptor I/IL-1R-1 with ab190078 at 5 µg/ml.

Immunohistochemistry (Formalin/PFA-fixed paraffin-embedded sections) - Anti-IL1 Receptor I/IL-1R-1 antibody - C-terminal (ab190078)



Immunohistochemistry (Formalin/PFA-fixed paraffin-embedded sections) - Anti-IL1 Receptor I/IL-1R-1 antibody - C-terminal (ab190078)

Immunohistochemical analysis of formalin-fixed, paraffin-embedded Human prostate carcinoma tissue labeling IL-1 Receptor I / IL-1R-1 with ab190078 at 5 µg/ml, followed by peroxidase-conjugated secondary antibody and DAB staining.



Western blot - Anti-IL1 Receptor I/IL-1R-1 antibody - C-terminal (ab190078)

Anti-IL1 Receptor I/IL-1R-1 antibody - C-terminal (ab190078) at 1/60 dilution + HL60 cell lysate at 35 µg

Predicted band size: 65 kDa

Please note: All products are "FOR RESEARCH USE ONLY. NOT FOR USE IN DIAGNOSTIC PROCEDURES"

Our Abpromise to you: Quality guaranteed and expert technical support

- Replacement or refund for products not performing as stated on the datasheet
- Valid for 12 months from date of delivery
- Response to your inquiry within 24 hours
- We provide support in Chinese, English, French, German, Japanese and Spanish
- Extensive multi-media technical resources to help you
- We investigate all quality concerns to ensure our products perform to the highest standards

If the product does not perform as described on this datasheet, we will offer a refund or replacement. For full details of the Abpromise,

please visit <https://www.abcam.com/abpromise> or contact our technical team.

Terms and conditions

- Guarantee only valid for products bought direct from Abcam or one of our authorized distributors