


Anti-ING4 antibody ab113425

[4 References](#) [2 Images](#)

Overview

Product name	Anti-ING4 antibody
Description	Rabbit polyclonal to ING4
Host species	Rabbit
Tested applications	Suitable for: WB, IHC-P
Species reactivity	Reacts with: Mouse, Human Predicted to work with: Rat 
Immunogen	Recombinant fragment, corresponding to internal sequence amino acids 33-183 of Human ING4, isoform 3 (BC007781).
Positive control	Human fetal liver, fetal kidney and Mouse kidney lysates; Human fetal brain tissue.
General notes	<p>The Life Science industry has been in the grips of a reproducibility crisis for a number of years. Abcam is leading the way in addressing this with our range of recombinant monoclonal antibodies and knockout edited cell lines for gold-standard validation. Please check that this product meets your needs before purchasing.</p> <p>If you have any questions, special requirements or concerns, please send us an inquiry and/or contact our Support team ahead of purchase. Recommended alternatives for this product can be found below, along with publications, customer reviews and Q&As</p>

Properties

Form	Lyophilized:Reconstitute in 200ul sterile H2O.
Storage instructions	Shipped at 4°C. After reconstitution store at -20°C. Avoid freeze / thaw cycles.
Storage buffer	pH: 7.20 Preservative: 0.02% Sodium azide Constituent: 1% BSA
Purity	Immunogen affinity purified
Purification notes	ab113425 is purified by a protein affinity column.
Clonality	Polyclonal
Isotype	IgG

Applications

Applications

The Abpromise guarantee

Our **Abpromise guarantee** covers the use of ab113425 in the following tested applications.

The application notes include recommended starting dilutions; optimal dilutions/concentrations should be determined by the end user.

Application	Abreviews	Notes
WB		1/500 - 1/1000. Detects a band of approximately 25 kDa (predicted molecular weight: 26 kDa).
IHC-P		1/100 - 1/500.

Target

Function

Component of the HBO1 complex which has a histone H4-specific acetyltransferase activity, a reduced activity toward histone H3 and is responsible for the bulk of histone H4 acetylation in vivo. Through chromatin acetylation it may function in DNA replication. May inhibit tumor progression by modulating the transcriptional output of signaling pathways which regulate cell proliferation. Can suppress brain tumor angiogenesis through transcriptional repression of RELA/NFKB3 target genes when complexed with RELA. May also specifically suppress loss of contact inhibition elicited by activated oncogenes such as MYC. Represses hypoxia inducible factor's (HIF) activity by interacting with HIF prolyl hydroxylase 2 (EGLN1).

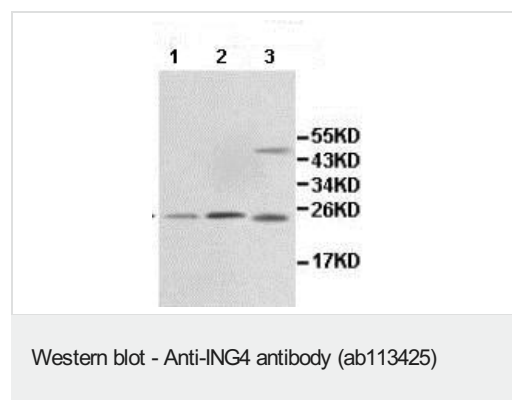
Sequence similarities

Belongs to the ING family.
Contains 1 PHD-type zinc finger.

Cellular localization

Nucleus.

Images



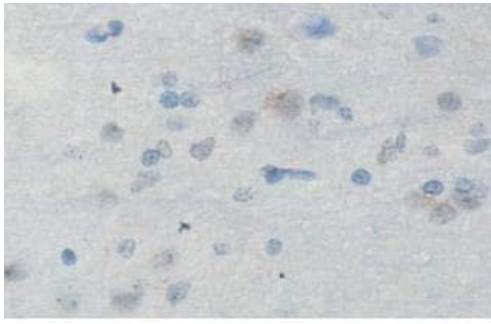
All lanes : Anti-ING4 antibody (ab113425) at 1/500 dilution

Lane 1 : Human fetal liver lysate

Lane 2 : Human fetal kidney lysate

Lane 3 : Mouse kidney lysate

Predicted band size: 26 kDa



Immunohistochemistry (Formalin/PFA-fixed paraffin-embedded sections) - Anti-ING4 antibody (ab113425)

ab113425 at 1/100 dilution staining ING4 in Formalin-fixed, Paraffin-embedded Human fetal brain tissue by Immunohistochemistry. Note nuclear staining.

Please note: All products are "FOR RESEARCH USE ONLY. NOT FOR USE IN DIAGNOSTIC PROCEDURES"

Our Abpromise to you: Quality guaranteed and expert technical support

- Replacement or refund for products not performing as stated on the datasheet
- Valid for 12 months from date of delivery
- Response to your inquiry within 24 hours
- We provide support in Chinese, English, French, German, Japanese and Spanish
- Extensive multi-media technical resources to help you
- We investigate all quality concerns to ensure our products perform to the highest standards

If the product does not perform as described on this datasheet, we will offer a refund or replacement. For full details of the Abpromise, please visit <https://www.abcam.com/abpromise> or contact our technical team.

Terms and conditions

- Guarantee only valid for products bought direct from Abcam or one of our authorized distributors