




## Product datasheet

### Anti-IRAK4 antibody ab113525

★★★★★ [1 Abreviews](#) [3 Images](#)

#### Overview

<b>Product name</b>	Anti-IRAK4 antibody
<b>Description</b>	Goat polyclonal to IRAK4
<b>Host species</b>	Goat
<b>Tested applications</b>	<b>Suitable for:</b> WB, IHC-P
<b>Species reactivity</b>	<b>Reacts with:</b> Human <b>Predicted to work with:</b> Sheep, Horse, Cow, Dog, Pig 
<b>Immunogen</b>	Synthetic peptide: NKPITPSTYVRC conjugated to KLH, corresponding to N terminal amino acids 2-13 of Human IRAK4.  <a href="#">Run BLAST with</a>  <a href="#">Run BLAST with</a>
<b>Positive control</b>	Human heart tissue; Human liver tissue; HeLa cell lysate.
<b>General notes</b>	<p>The Life Science industry has been in the grips of a reproducibility crisis for a number of years. Abcam is leading the way in addressing this with our range of recombinant monoclonal antibodies and knockout edited cell lines for gold-standard validation. Please check that this product meets your needs before purchasing.</p> <p>If you have any questions, special requirements or concerns, please send us an inquiry and/or contact our Support team ahead of purchase. Recommended alternatives for this product can be found below, along with publications, customer reviews and Q&amp;As</p>

#### Properties

<b>Form</b>	Liquid
<b>Storage instructions</b>	Shipped at 4°C. Upon delivery aliquot and store at -20°C. Avoid freeze / thaw cycles.
<b>Storage buffer</b>	pH: 7.3 Preservative: 0.02% Sodium azide Constituents: 0.5% BSA, 99.48% Tris buffered saline
<b>Purity</b>	Immunogen affinity purified
<b>Clonality</b>	Polyclonal
<b>Isotype</b>	IgG

## Applications

### The Abpromise guarantee

Our **Abpromise guarantee** covers the use of ab113525 in the following tested applications.

The application notes include recommended starting dilutions; optimal dilutions/concentrations should be determined by the end user.

Application	Abreviews	Notes
WB	★★★★★ (1)	Use a concentration of 1 - 3 µg/ml. Predicted molecular weight: 52 kDa.
IHC-P		Use a concentration of 3.75 µg/ml. Perform heat mediated antigen retrieval with citrate buffer pH 6 before commencing with IHC staining protocol.

## Target

### Function

Required for the efficient recruitment of IRAK1 to the IL-1 receptor complex following IL-1 engagement, triggering intracellular signaling cascades leading to transcriptional up-regulation and mRNA stabilization. Phosphorylates IRAK1.

### Involvement in disease

Defects in IRAK4 are the cause of recurrent isolated invasive pneumococcal disease type 1 (IPD1) [MIM:610799]. Recurrent invasive pneumococcal disease (IPD) is defined as two episodes of IPD occurring at least 1 month apart, whether caused by the same or different serotypes or strains. Recurrent IPD occurs in at least 2% of patients in most series, making IPD the most important known risk factor for subsequent IPD.

Defects in IRAK4 are the cause of IRAK4 deficiency (IRAK4D) [MIM:607676]. IRAK4 deficiency causes extracellular pyogenic bacterial and fungal infections in otherwise healthy children.

### Sequence similarities

Belongs to the protein kinase superfamily. TKL Ser/Thr protein kinase family. Pelle subfamily.

Contains 1 death domain.

Contains 1 protein kinase domain.

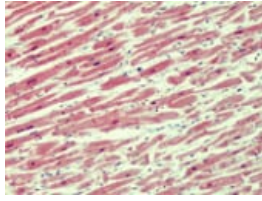
## Images



Anti-IRAK4 antibody (ab113525) at 1/1 dilution + HeLa cell lysate at 35 µg

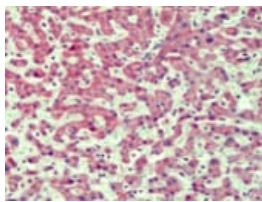
Developed using the ECL technique.

**Predicted band size:** 52 kDa



ab113525 at 3.75ug/ml staining IRAK4 in Human heart tissue by immunohistochemistry.

Immunohistochemistry (Formalin/PFA-fixed paraffin-embedded sections) - Anti-IRAK4 antibody (ab113525)



ab113525 at 3.75ug/ml staining IRAK4 in Human liver tissue by immunohistochemistry.

Immunohistochemistry (Formalin/PFA-fixed paraffin-embedded sections) - Anti-IRAK4 antibody (ab113525)

**Please note:** All products are "FOR RESEARCH USE ONLY. NOT FOR USE IN DIAGNOSTIC PROCEDURES"

### Our Abpromise to you: Quality guaranteed and expert technical support

---

- Replacement or refund for products not performing as stated on the datasheet
- Valid for 12 months from date of delivery
- Response to your inquiry within 24 hours
- We provide support in Chinese, English, French, German, Japanese and Spanish
- Extensive multi-media technical resources to help you
- We investigate all quality concerns to ensure our products perform to the highest standards

If the product does not perform as described on this datasheet, we will offer a refund or replacement. For full details of the Abpromise, please visit <https://www.abcam.com/abpromise> or contact our technical team.

### Terms and conditions

---

- Guarantee only valid for products bought direct from Abcam or one of our authorized distributors