


Product datasheet

Anti-KDS antibody ab70297

★★★★☆ [2 Abreviews](#) [2 References](#) [2 Images](#)

Overview

Product name	Anti-KDS antibody
Description	Rabbit polyclonal to KDS
Host species	Rabbit
Tested applications	Suitable for: WB, IP
Species reactivity	Reacts with: Mouse, Human Predicted to work with: Rat, Rabbit, Horse, Guinea pig, Cow, Dog, Pig, Xenopus laevis, Rhesus monkey, Gorilla, Chinese hamster, Orangutan, Elephant 
Immunogen	Synthetic peptide corresponding to Human KDS (C terminal). Database link: Q9H2K8
Positive control	WB: HeLa, NIH/3T3 whole cell lysates. IP: HeLa lysate
General notes	<p>The Life Science industry has been in the grips of a reproducibility crisis for a number of years. Abcam is leading the way in addressing this with our range of recombinant monoclonal antibodies and knockout edited cell lines for gold-standard validation. Please check that this product meets your needs before purchasing.</p> <p>If you have any questions, special requirements or concerns, please send us an inquiry and/or contact our Support team ahead of purchase. Recommended alternatives for this product can be found below, along with publications, customer reviews and Q&As</p>

Properties

Form	Liquid
Storage instructions	Shipped at 4°C. Upon delivery aliquot and store at -20°C. Avoid freeze / thaw cycles.
Storage buffer	pH: 7 Preservative: 0.09% Sodium azide Constituents: 1.815% Tris, 1.764% Sodium citrate, 0.021% PBS
Purity	Immunogen affinity purified
Purification notes	ab70297 was affinity purified using an epitope specific to JIK immobilized on solid support.
Clonality	Polyclonal
Isotype	IgG

Applications

The Abpromise guarantee

Our **Abpromise guarantee** covers the use of ab70297 in the following tested applications.

The application notes include recommended starting dilutions; optimal dilutions/concentrations should be determined by the end user.

Application	Abreviews	Notes
WB	★★★★★ (2)	1/2000 - 1/10000. Detects a band of approximately 120 kDa (predicted molecular weight: 105 kDa).
IP		Use at 2-10 µg/mg of lysate.

Target

Function

Inhibits the basal activity of Jun kinase. Negatively regulated by epidermal growth factor (EGF). When overexpressed, may activate ERK1/ERK2 and JNK/SAPK.

Tissue specificity

Ubiquitously expressed at a low level, and highly expressed in peripheral blood leukocytes (PBLs), thymus, spleen, kidney, skeletal muscle, heart and liver.

Sequence similarities

Belongs to the protein kinase superfamily. STE Ser/Thr protein kinase family. STE20 subfamily. Contains 1 protein kinase domain.

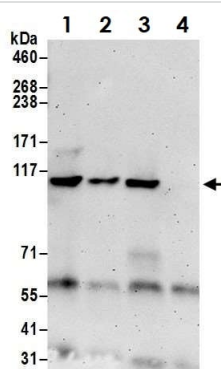
Post-translational modifications

Autophosphorylated. Phosphorylated upon DNA damage, probably by ATM or ATR.

Cellular localization

Cytoplasm. Cell membrane. Also localized to the peripheral cell membrane.

Images



Immunoprecipitation of HeLa whole cell lysate using ab70297.

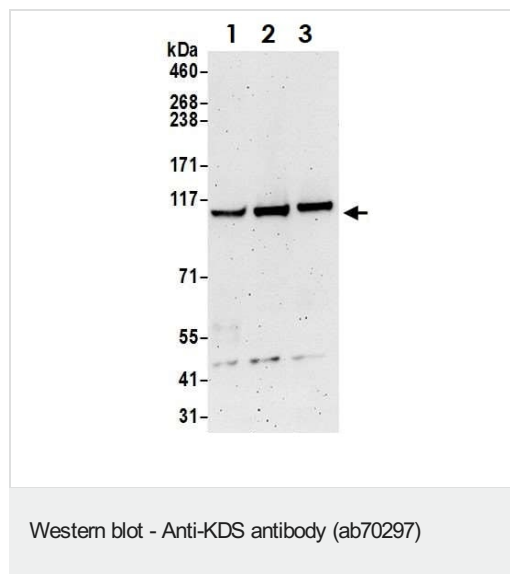
Lane 1: ab70297 current lot

Lane 2: ab70297 previous lot

Lane 3: other rabbit anti-KDS antibody

Lane 4: Control IgG

Immunoprecipitation - Anti-KDS antibody (ab70297)



All lanes : Anti-KDS antibody (ab70297) at 0.1 µg/ml

Lane 1 : HeLa whole cell lysate

Lane 2 : HEK293T whole cell lysate

Lane 3 : NIH/3T3 whole cell lysate

Lysates/proteins at 50 µg per lane.

Predicted band size: 105 kDa

Please note: All products are "FOR RESEARCH USE ONLY. NOT FOR USE IN DIAGNOSTIC PROCEDURES"

Our Abpromise to you: Quality guaranteed and expert technical support

- Replacement or refund for products not performing as stated on the datasheet
- Valid for 12 months from date of delivery
- Response to your inquiry within 24 hours
- We provide support in Chinese, English, French, German, Japanese and Spanish
- Extensive multi-media technical resources to help you
- We investigate all quality concerns to ensure our products perform to the highest standards

If the product does not perform as described on this datasheet, we will offer a refund or replacement. For full details of the Abpromise, please visit <https://www.abcam.com/abpromise> or contact our technical team.

Terms and conditions

- Guarantee only valid for products bought direct from Abcam or one of our authorized distributors