

## Product datasheet

# Anti-KIAA0195 antibody ab121280

[6 Images](#)

### Overview

---

<b>Product name</b>	Anti-KIAA0195 antibody
<b>Description</b>	Rabbit polyclonal to KIAA0195
<b>Host species</b>	Rabbit
<b>Tested applications</b>	<b>Suitable for:</b> ICC/IF, IHC-P
<b>Species reactivity</b>	<b>Reacts with:</b> Human
<b>Immunogen</b>	antigen, corresponding to amino acids 429-556 of Human KIAA0195 (Q12767).
<b>Positive control</b>	IHC-P: Human cerebral cortex, gastrointestinal tract, liver, kidney and pancreas tissues. ICC: A431 cells.
<b>General notes</b>	<p>The Life Science industry has been in the grips of a reproducibility crisis for a number of years. Abcam is leading the way in addressing this with our range of recombinant monoclonal antibodies and knockout edited cell lines for gold-standard validation. Please check that this product meets your needs before purchasing.</p> <p>If you have any questions, special requirements or concerns, please send us an inquiry and/or contact our Support team ahead of purchase. Recommended alternatives for this product can be found below, along with publications, customer reviews and Q&amp;As</p>

### Properties

---

<b>Form</b>	Liquid
<b>Storage instructions</b>	Shipped at 4°C. Upon delivery aliquot and store at -20°C. Avoid freeze / thaw cycles.
<b>Storage buffer</b>	pH: 7.20 Preservative: 0.02% Sodium azide Constituents: 59% PBS, 40% Glycerol (glycerin, glycerine)
<b>Purity</b>	Immunogen affinity purified
<b>Clonality</b>	Polyclonal
<b>Isotype</b>	IgG

### Applications

---

**The Abpromise guarantee** Our **Abpromise guarantee** covers the use of ab121280 in the following tested applications.

The application notes include recommended starting dilutions; optimal dilutions/concentrations should be determined by the end user.

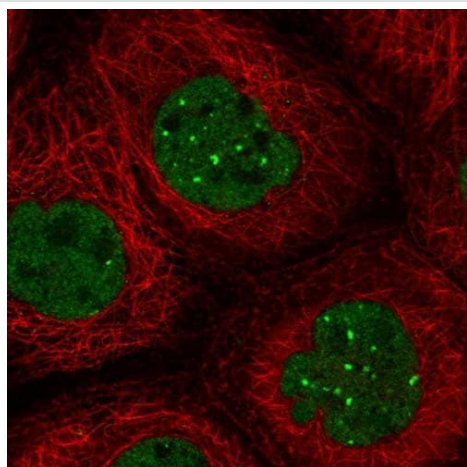
Application	Abreviews	Notes
ICC/IF		Use a concentration of 0.25 - 2 µg/ml.
IHC-P		1/50 - 1/200. Perform heat mediated antigen retrieval with citrate buffer pH 6 before commencing with IHC staining protocol.

## Target

**Tissue specificity** Expressed ubiquitously.

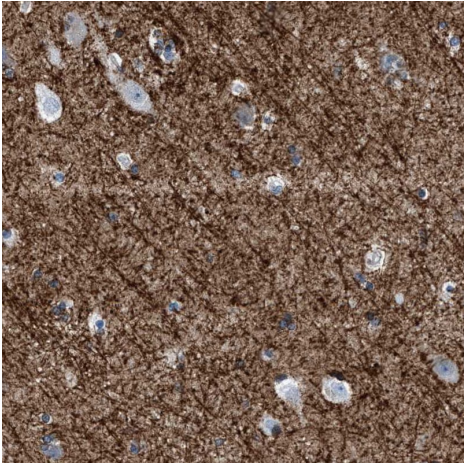
**Cellular localization** Membrane.

## Images

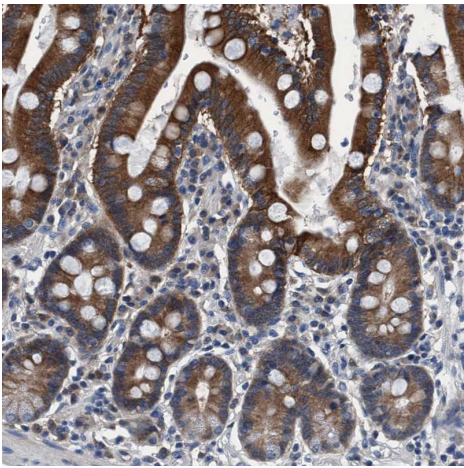


Immunofluorescent staining of Human cell line A-431 shows positivity in nucleus but not nucleoli. Recommended concentration of ab121280 1-4 µg/ml. Cells treated with PFA/Triton X-100.

Immunocytochemistry/ Immunofluorescence - Anti-KIAA0195 antibody (ab121280)

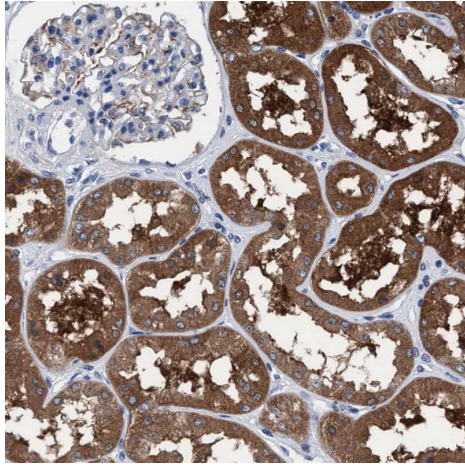


Immunohistochemistry (Formalin/PFA-fixed paraffin-embedded sections) - Anti-KIAA0195 antibody (ab121280)



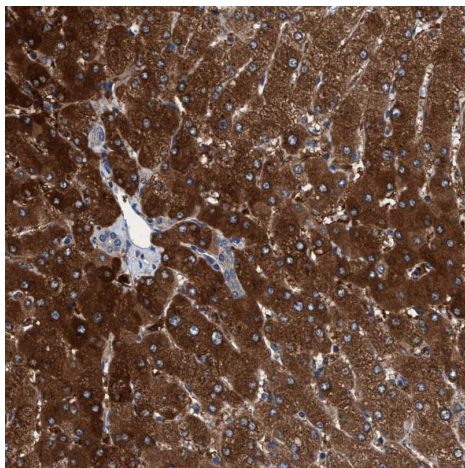
Immunohistochemical analysis of human gastrointestinal tract tissue labeling KIAA0195 with ab121280 at 1/100 dilution.

Immunohistochemistry (Formalin/PFA-fixed paraffin-embedded sections) - Anti-KIAA0195 antibody (ab121280)



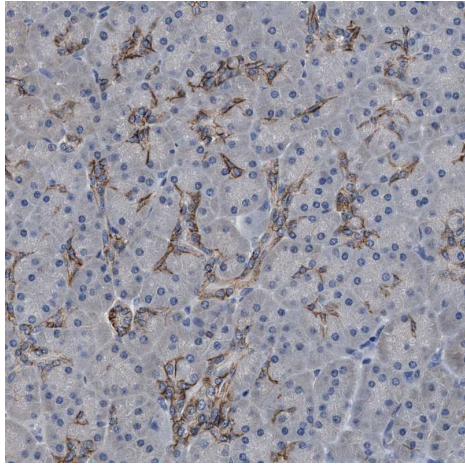
Immunohistochemical analysis of human kidney tissue labeling KIAA0195 with ab121280 at 1/100 dilution.

Immunohistochemistry (Formalin/PFA-fixed paraffin-embedded sections) - Anti-KIAA0195 antibody (ab121280)



Immunohistochemical analysis of human liver tissue labeling KIAA0195 with ab121280 at 1/100 dilution.

Immunohistochemistry (Formalin/PFA-fixed paraffin-embedded sections) - Anti-KIAA0195 antibody (ab121280)



Immunohistochemical analysis of human pancreas tissue labeling KIAA0195 with ab121280 at 1/100 dilution.

Immunohistochemistry (Formalin/PFA-fixed paraffin-embedded sections) - Anti-KIAA0195 antibody (ab121280)

**Please note:** All products are "FOR RESEARCH USE ONLY. NOT FOR USE IN DIAGNOSTIC PROCEDURES"

#### **Our Abpromise to you: Quality guaranteed and expert technical support**

---

- Replacement or refund for products not performing as stated on the datasheet
- Valid for 12 months from date of delivery
- Response to your inquiry within 24 hours
- We provide support in Chinese, English, French, German, Japanese and Spanish
- Extensive multi-media technical resources to help you
- We investigate all quality concerns to ensure our products perform to the highest standards

If the product does not perform as described on this datasheet, we will offer a refund or replacement. For full details of the Abpromise, please visit <https://www.abcam.com/abpromise> or contact our technical team.

#### **Terms and conditions**

---

- Guarantee only valid for products bought direct from Abcam or one of our authorized distributors