


Product datasheet

Anti-Lgi4 antibody ab115305

[4 Images](#)

Overview

Product name	Anti-Lgi4 antibody
Description	Rabbit polyclonal to Lgi4
Host species	Rabbit
Tested applications	Suitable for: WB, IHC-P
Species reactivity	Reacts with: Human Predicted to work with: Mouse, Rat 
Immunogen	14 amino acid synthetic peptide from near the center of Lgi4 (Human)
Positive control	Human Brain Cerebellum, Heart and Skeletal Muscle tissue; Human brain tissue lysate
General notes	<p>The Life Science industry has been in the grips of a reproducibility crisis for a number of years. Abcam is leading the way in addressing this with our range of recombinant monoclonal antibodies and knockout edited cell lines for gold-standard validation. Please check that this product meets your needs before purchasing.</p> <p>If you have any questions, special requirements or concerns, please send us an inquiry and/or contact our Support team ahead of purchase. Recommended alternatives for this product can be found below, along with publications, customer reviews and Q&As</p>

Properties

Form	Liquid
Storage instructions	Shipped at 4°C. Store at +4°C short term (1-2 weeks). Store at -20°C or -80°C. Avoid freeze / thaw cycle.
Storage buffer	pH: 7.4 Preservative: 0.02% Sodium azide Constituent: 99% PBS
Purity	Immunogen affinity purified
Clonality	Polyclonal
Isotype	IgG

Applications

The Abpromise guarantee

Our **Abpromise guarantee** covers the use of ab115305 in the following tested applications.

The application notes include recommended starting dilutions; optimal dilutions/concentrations should be determined by the end user.

Application	Abreviews	Notes
WB		Use a concentration of 1 - 2 µg/ml. Predicted molecular weight: 59 kDa.
IHC-P		Use a concentration of 5 µg/ml. Perform heat mediated antigen retrieval with citrate buffer pH 6 before commencing with IHC staining protocol.

Target

Tissue specificity

Widely expressed, with highest expression in brain.

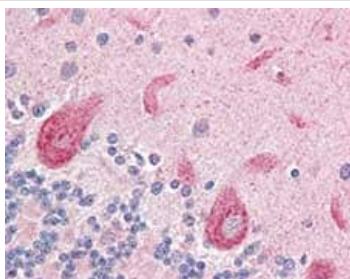
Sequence similarities

Contains 4 EAR repeats.
Contains 4 LRR (leucine-rich) repeats.
Contains 1 LRRCT domain.

Cellular localization

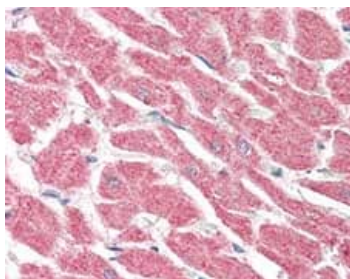
Secreted.

Images



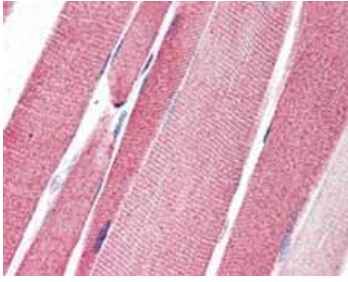
Immunohistochemistry (Formalin/PFA-fixed paraffin-embedded sections) - Anti-Lgi4 antibody (ab115305)

ab115305, at 5µg/ml, staining Lgi4 in formalin-fixed, paraffin-embedded Human Brain, Cerebellum by Immunohistochemistry, using a biotinylated goat anti-rabbit IgG secondary antibody, alkaline phosphatase-streptavidin and chromogen.



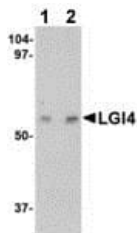
Immunohistochemistry (Formalin/PFA-fixed paraffin-embedded sections) - Anti-Lgi4 antibody (ab115305)

ab115305, at 5µg/ml, staining Lgi4 in formalin-fixed, paraffin-embedded Human Heart tissue by Immunohistochemistry, using a biotinylated goat anti-rabbit IgG secondary antibody, alkaline phosphatase-streptavidin and chromogen.



Immunohistochemistry (Formalin/PFA-fixed paraffin-embedded sections) - Anti-Lgi4 antibody (ab115305)

ab115305, at 5µg/ml, staining Lgi4 in formalin-fixed, paraffin-embedded Human Skeletal Muscle tissue by Immunohistochemistry, using a biotinylated goat anti-rabbit IgG secondary antibody, alkaline phosphatase-streptavidin and chromogen.



Western blot - Anti-Lgi4 antibody (ab115305)

Lane 1 : Anti-Lgi4 antibody (ab115305) at 1 µg/ml

Lane 2 : Anti-Lgi4 antibody (ab115305) at 2 µg/ml

All lanes : Human brain tissue lysate

Predicted band size: 59 kDa

Please note: All products are "FOR RESEARCH USE ONLY. NOT FOR USE IN DIAGNOSTIC PROCEDURES"

Our Abpromise to you: Quality guaranteed and expert technical support

- Replacement or refund for products not performing as stated on the datasheet
- Valid for 12 months from date of delivery
- Response to your inquiry within 24 hours
- We provide support in Chinese, English, French, German, Japanese and Spanish
- Extensive multi-media technical resources to help you
- We investigate all quality concerns to ensure our products perform to the highest standards

If the product does not perform as described on this datasheet, we will offer a refund or replacement. For full details of the Abpromise, please visit <https://www.abcam.com/abpromise> or contact our technical team.

Terms and conditions

- Guarantee only valid for products bought direct from Abcam or one of our authorized distributors