




Product datasheet

Anti-MAP3K1 antibody [2F6] - BSA and Azide free ab212601

[1 References](#) [3 Images](#)

Overview

Product name	Anti-MAP3K1 antibody [2F6] - BSA and Azide free
Description	Mouse monoclonal [2F6] to MAP3K1 - BSA and Azide free
Host species	Mouse
Tested applications	Suitable for: IHC-P
Species reactivity	Reacts with: Human Predicted to work with: Mouse, Rat 
Immunogen	Recombinant fragment corresponding to Human MAP3K1 aa 1050-1200. Database link: Q13233 <div>  Run BLAST with  Run BLAST with </div>
Positive control	IHC: Human uterine carcinoma tissue, human thyroid carcinoma tissue
General notes	<p>The Life Science industry has been in the grips of a reproducibility crisis for a number of years. Abcam is leading the way in addressing this with our range of recombinant monoclonal antibodies and knockout edited cell lines for gold-standard validation. Please check that this product meets your needs before purchasing.</p> <p>If you have any questions, special requirements or concerns, please send us an inquiry and/or contact our Support team ahead of purchase. Recommended alternatives for this product can be found below, along with publications, customer reviews and Q&As</p>

Properties

Form	Liquid
Storage instructions	Shipped at 4°C. Store at +4°C short term (1-2 weeks). Upon delivery aliquot. Store at -20°C long term. Avoid freeze / thaw cycle.
Storage buffer	pH: 7.2 Constituent: 100% PBS
Carrier free	Yes
Purity	Protein A/G purified
Purification notes	ab212601 is purified from Bioreactor Concentrate by Protein A/G.
Clonality	Monoclonal

Clone number	2F6
Isotype	IgG2a
Light chain type	kappa

Applications

The Abpromise guarantee Our **Abpromise guarantee** covers the use of ab212601 in the following tested applications.

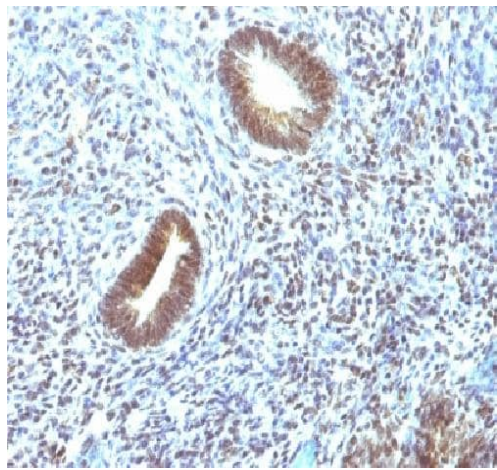
The application notes include recommended starting dilutions; optimal dilutions/concentrations should be determined by the end user.

Application	Abreviews	Notes
IHC-P		Use a concentration of 0.5 - 1 µg/ml. Perform heat mediated antigen retrieval with Tris/EDTA buffer pH 9.0 before commencing with IHC staining protocol. for 30 minutes at RT

Target

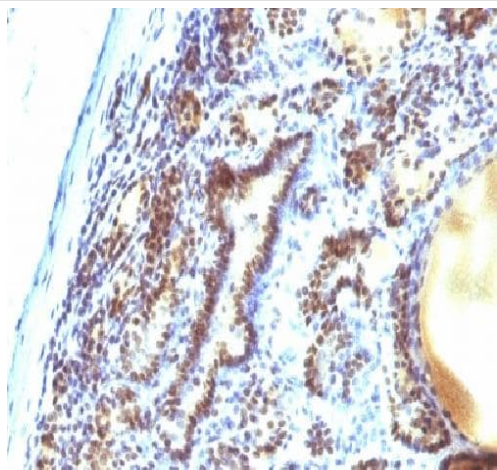
Function	Component of a protein kinase signal transduction cascade. Activates the ERK and JNK kinase pathways by phosphorylation of MAP2K1 and MAP2K4. Activates CHUK and IKBKB, the central protein kinases of the NF-kappa-B pathway.
Sequence similarities	Belongs to the protein kinase superfamily. STE Ser/Thr protein kinase family. MAP kinase kinase kinase subfamily. Contains 1 protein kinase domain. Contains 1 RING-type zinc finger. Contains 1 SWIM-type zinc finger.
Post-translational modifications	Autophosphorylated.

Images



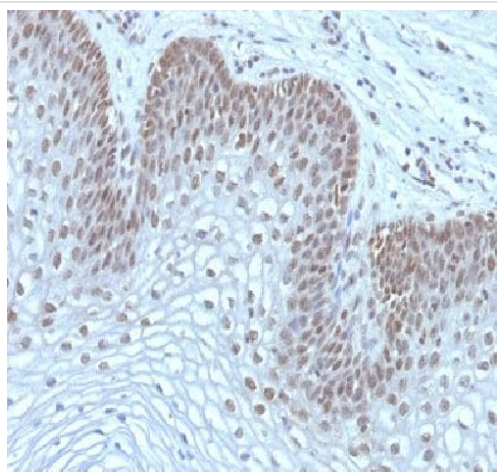
Immunohistochemical analysis of formalin-fixed, paraffin-embedded Human uterine carcinoma tissue labeling MAP3K1 with ab212601 at 1 µg/ml.

Immunohistochemistry (Formalin/PFA-fixed paraffin-embedded sections) - Anti-MAP3K1 antibody [2F6] - BSA and Azide free (ab212601)



Immunohistochemical analysis of formalin-fixed, paraffin-embedded Human thyroid carcinoma tissue labeling MAP3K1 with ab212601 at 1 µg/ml.

Immunohistochemistry (Formalin/PFA-fixed paraffin-embedded sections) - Anti-MAP3K1 antibody [2F6] - BSA and Azide free (ab212601)



Immunohistochemical analysis of formalin-fixed, paraffin-embedded Human cervical carcinoma tissue labeling MAP3K1 with ab212601 at 1 µg/ml.

Immunohistochemistry (Formalin/PFA-fixed paraffin-embedded sections) - Anti-MAP3K1 antibody [2F6] - BSA and Azide free (ab212601)

Please note: All products are "FOR RESEARCH USE ONLY. NOT FOR USE IN DIAGNOSTIC PROCEDURES"

Our Abpromise to you: Quality guaranteed and expert technical support

- Replacement or refund for products not performing as stated on the datasheet
- Valid for 12 months from date of delivery
- Response to your inquiry within 24 hours
- We provide support in Chinese, English, French, German, Japanese and Spanish
- Extensive multi-media technical resources to help you
- We investigate all quality concerns to ensure our products perform to the highest standards

If the product does not perform as described on this datasheet, we will offer a refund or replacement. For full details of the Abpromise, please visit <https://www.abcam.com/abpromise> or contact our technical team.

Terms and conditions

- Guarantee only valid for products bought direct from Abcam or one of our authorized distributors