

Product datasheet

Anti-MARCH3 antibody ab137261

3 Images

Overview

Product name	Anti-MARCH3 antibody
Description	Rabbit polyclonal to MARCH3
Host species	Rabbit
Specificity	ab137261 detects endogenous levels of total MARCH3 protein.
Tested applications	Suitable for: WB, IHC-P
Species reactivity	Reacts with: Mouse, Human, African green monkey
Immunogen	Synthetic peptide corresponding to Human MARCH3 aa 111-160 (internal sequence). Sequence: SYCELCHFRFAVERKPRPLV EWLNRNPGPQH EKRTLFGDMV CFLFITPLAT

Database link: [Q86UD3](#)

 [Run BLAST with](#)

 [Run BLAST with](#)

General notes

The Life Science industry has been in the grips of a reproducibility crisis for a number of years. Abcam is leading the way in addressing this with our range of recombinant monoclonal antibodies and knockout edited cell lines for gold-standard validation. Please check that this product meets your needs before purchasing.

If you have any questions, special requirements or concerns, please send us an inquiry and/or contact our Support team ahead of purchase. Recommended alternatives for this product can be found below, along with publications, customer reviews and Q&As

Properties

Form	Liquid
Storage instructions	Shipped at 4°C. Store at -20°C.
Storage buffer	pH: 7.40 Preservative: 0.02% Sodium azide Constituents: 49% PBS, 50% Glycerol (glycerin, glycerine), 0.88% Sodium chloride
	PBS is without Mg ²⁺ and Ca ²⁺
Purity	Immunogen affinity purified

Purification notes	ab137261 was affinity-purified from rabbit antiserum by immunogenic peptide affinity-chromatography.
Clonality	Polyclonal
Isotype	IgG

Applications

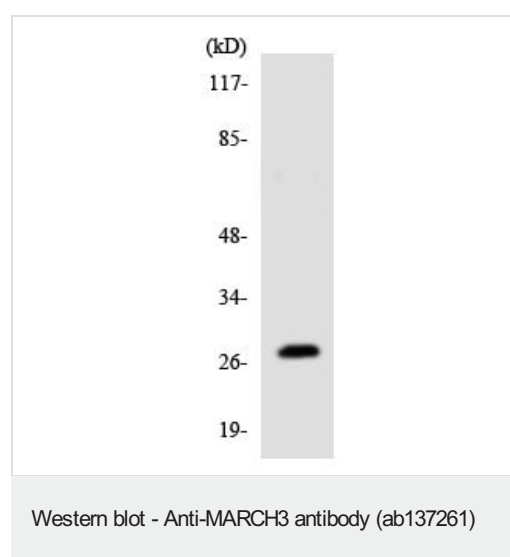
The Abpromise guarantee Our **Abpromise guarantee** covers the use of ab137261 in the following tested applications. The application notes include recommended starting dilutions; optimal dilutions/concentrations should be determined by the end user.

Application	Abreviews	Notes
WB		1/500 - 1/1000. Detects a band of approximately 29 kDa (predicted molecular weight: 29 kDa).
IHC-P		1/50 - 1/100. Perform heat mediated antigen retrieval with citrate buffer pH 6 before commencing with IHC staining protocol.

Target

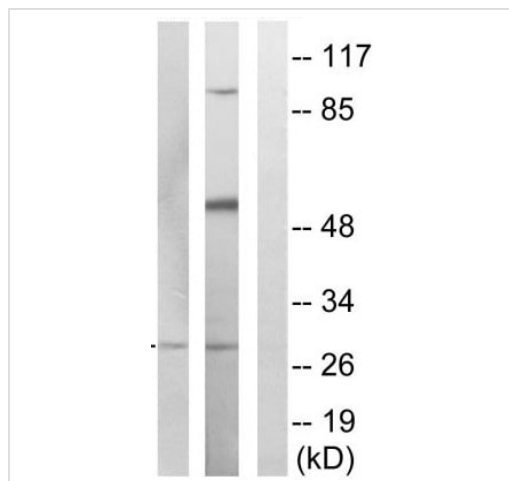
Function	E3 ubiquitin-protein ligase which may be involved in endosomal trafficking. E3 ubiquitin ligases accept ubiquitin from an E2 ubiquitin-conjugating enzyme in the form of a thioester and then directly transfer the ubiquitin to targeted substrates.
Pathway	Protein modification; protein ubiquitination.
Sequence similarities	Contains 1 RING-CH-type zinc finger.
Domain	The RING-CH-type zinc finger domain is required for E3 ligase activity.
Cellular localization	Cytoplasmic vesicle membrane. Early endosome membrane.

Images



Anti-MARCH3 antibody (ab137261) at 1/500 dilution + Raw264.7 cell lysate at 30 µg

Predicted band size: 29 kDa



Western blot - Anti-MARCH3 antibody (ab137261)

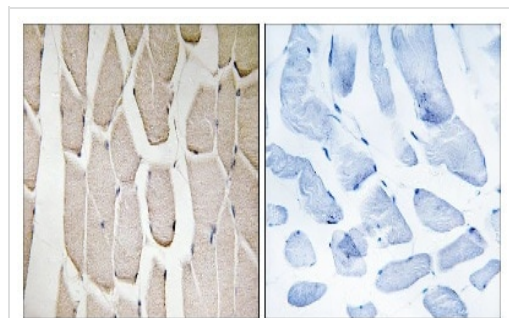
All lanes : Anti-MARCH3 antibody (ab137261) at 1/500 dilution

Lane 1 : K562 cell line

Lane 2 : COS7 cell line

Lane 3 : K562 cell line with Blocking with synthesized peptide

Predicted band size: 29 kDa



Immunohistochemistry (Formalin/PFA-fixed paraffin-embedded sections) - Anti-MARCH3 antibody (ab137261)

Immunohistochemistry analysis of paraffin-embedded human heart tissue, using ab137261 at 1:50 dilution. The picture on the right is blocked with the synthesized peptide.

Please note: All products are "FOR RESEARCH USE ONLY. NOT FOR USE IN DIAGNOSTIC PROCEDURES"

Our Abpromise to you: Quality guaranteed and expert technical support

- Replacement or refund for products not performing as stated on the datasheet
- Valid for 12 months from date of delivery
- Response to your inquiry within 24 hours
- We provide support in Chinese, English, French, German, Japanese and Spanish
- Extensive multi-media technical resources to help you
- We investigate all quality concerns to ensure our products perform to the highest standards

If the product does not perform as described on this datasheet, we will offer a refund or replacement. For full details of the Abpromise, please visit <https://www.abcam.com/abpromise> or contact our technical team.

Terms and conditions

- Guarantee only valid for products bought direct from Abcam or one of our authorized distributors