


# Anti-MCAF1 antibody ab84497

[5 References](#) [2 Images](#)

### Overview

<b>Product name</b>	Anti-MCAF1 antibody
<b>Description</b>	Rabbit polyclonal to MCAF1
<b>Host species</b>	Rabbit
<b>Tested applications</b>	<b>Suitable for:</b> IHC-P
<b>Species reactivity</b>	<b>Reacts with:</b> Mouse, Human <b>Predicted to work with:</b> Horse, Cow, Dog, Pig, Chimpanzee, Rhesus monkey, Gorilla, Orangutan, Elephant 
<b>Immunogen</b>	Synthetic peptide within Human MCAF1 aa 1-100. The exact immunogen sequence used to generate this antibody is proprietary information. If additional detail on the immunogen is needed to determine the suitability of the antibody for your needs, please <b><a href="#">contact</a></b> our Scientific Support team to discuss your requirements. AAQ92978.1 Database link: <a href="#">Q6VMQ6</a>
<b>Positive control</b>	Human small cell lung cancer. Mouse squamous cell carcinoma.
<b>General notes</b>	<p>The Life Science industry has been in the grips of a reproducibility crisis for a number of years. Abcam is leading the way in addressing this with our range of recombinant monoclonal antibodies and knockout edited cell lines for gold-standard validation. Please check that this product meets your needs before purchasing.</p> <p>If you have any questions, special requirements or concerns, please send us an inquiry and/or contact our Support team ahead of purchase. Recommended alternatives for this product can be found below, along with publications, customer reviews and Q&amp;As</p>

### Properties

<b>Form</b>	Liquid
<b>Storage instructions</b>	Shipped at 4°C. Upon delivery aliquot and store at -20°C. Avoid freeze / thaw cycles.
<b>Storage buffer</b>	pH: 6.8 Preservative: 0.09% Sodium azide Constituents: 0.1% BSA, Tris buffered saline
<b>Purity</b>	Immunogen affinity purified
<b>Clonality</b>	Polyclonal
<b>Isotype</b>	IgG

## Applications

### The Abpromise guarantee

Our **Abpromise guarantee** covers the use of ab84497 in the following tested applications.

The application notes include recommended starting dilutions; optimal dilutions/concentrations should be determined by the end user.

Application	Abreviews	Notes
IHC-P		1/100 - 1/500. Epitope exposure is recommended. Epitope exposure with citrate buffer will enhance staining.

## Target

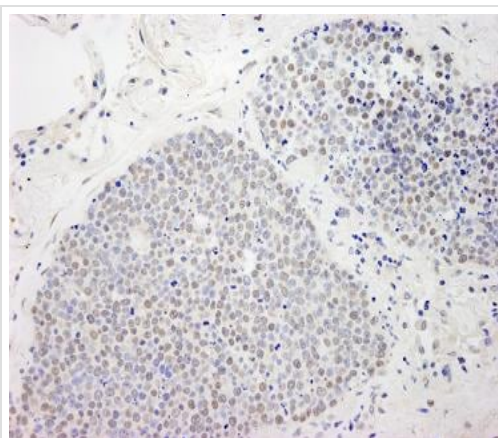
### Relevance

MCAF1 is a recruiter that couples transcriptional factors to general transcription apparatus and thereby modulates transcription regulation and chromatin formation. It can act both as an activator or a repressor depending on the context. It mediates MBD1-dependent transcriptional repression, probably by recruiting complexes containing SETDB1. MCAF1 is required to stimulate histone methyltransferase activity of SETDB1 and facilitate the conversion of dimethylated to trimethylated H3 'Lys-9'. The complex formed with MBD1 and SETDB1 represses transcription and couples DNA methylation and histone 'Lys-9' trimethylation.

### Cellular localization

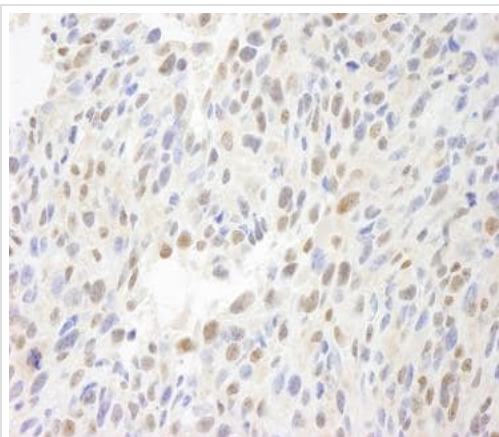
Nuclear

## Images



ab84497, at 1/250 dilution, staining MCAF1 in formalin-fixed, paraffin-embedded human small cell lung cancer by Immunohistochemistry, using DAB staining.

Immunohistochemistry (Formalin/PFA-fixed paraffin-embedded sections) - Anti-MCAF1 antibody (ab84497)



Immunohistochemistry (Formalin/PFA-fixed paraffin-embedded sections) - Anti-MCAF1 antibody (ab84497)

ab84497, at 1/250 dilution, staining MCAF1 in formalin-fixed, paraffin-embedded mouse squamous cell carcinoma by Immunohistochemistry, using DAB staining.

**Please note:** All products are "FOR RESEARCH USE ONLY. NOT FOR USE IN DIAGNOSTIC PROCEDURES"

#### Our Abpromise to you: Quality guaranteed and expert technical support

---

- Replacement or refund for products not performing as stated on the datasheet
- Valid for 12 months from date of delivery
- Response to your inquiry within 24 hours
- We provide support in Chinese, English, French, German, Japanese and Spanish
- Extensive multi-media technical resources to help you
- We investigate all quality concerns to ensure our products perform to the highest standards

If the product does not perform as described on this datasheet, we will offer a refund or replacement. For full details of the Abpromise, please visit <https://www.abcam.com/abpromise> or contact our technical team.

#### Terms and conditions

---

- Guarantee only valid for products bought direct from Abcam or one of our authorized distributors