




Product datasheet

Anti-MMP24 antibody ab233004

[11 Images](#)

Overview

Product name	Anti-MMP24 antibody
Description	Rabbit polyclonal to MMP24
Host species	Rabbit
Tested applications	Suitable for: IHC-P, WB
Species reactivity	Reacts with: Rat, Human Predicted to work with: Mouse 
Immunogen	Recombinant fragment (His-T7-tag) corresponding to Human MMP24 aa 400 to the C-terminus. Two N-terminal tags. (Expressed in E.coli). Database link: Q9Y5R2  Run BLAST with  Run BLAST with
Positive control	WB: Rat pancreas, cerebrum and kidney lysate; Human liver lysate; Recombinant human MMP24 protein. IHC-P: Human prostate, kidney, skin cancer, colorectal cancer, liver and stomach cancer tissue.
General notes	<p>The Life Science industry has been in the grips of a reproducibility crisis for a number of years. Abcam is leading the way in addressing this with our range of recombinant monoclonal antibodies and knockout edited cell lines for gold-standard validation. Please check that this product meets your needs before purchasing.</p> <p>If you have any questions, special requirements or concerns, please send us an inquiry and/or contact our Support team ahead of purchase. Recommended alternatives for this product can be found below, along with publications, customer reviews and Q&As</p>

Properties

Form	Liquid
Storage instructions	Shipped at 4°C. Store at +4°C short term (1-2 weeks). Upon delivery aliquot. Store at -20°C long term. Avoid freeze / thaw cycle.
Storage buffer	pH: 7.40 Preservative: 0.011% Proclin 300 Constituents: 55.77% Glycerol (glycerin, glycerine), 44.219% PBS
Purity	Immunogen affinity purified
Purification notes	Antigen-specific affinity chromatography followed by Protein A affinity chromatography.

Clonality	Polyclonal
Isotype	IgG

Applications

The Abpromise guarantee Our **Abpromise guarantee** covers the use of ab233004 in the following tested applications.

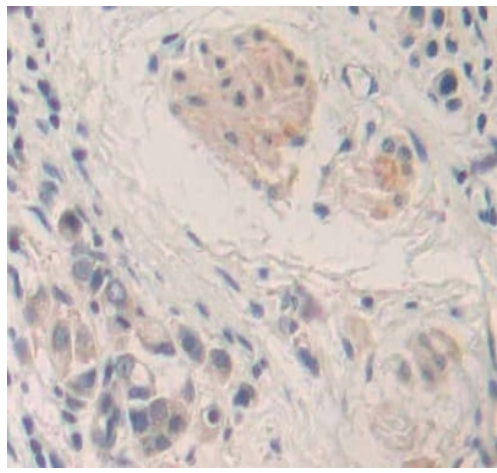
The application notes include recommended starting dilutions; optimal dilutions/concentrations should be determined by the end user.

Application	Abreviews	Notes
IHC-P		Use a concentration of 5 - 20 µg/ml.
WB		Use a concentration of 0.2 - 2 µg/ml.

Target

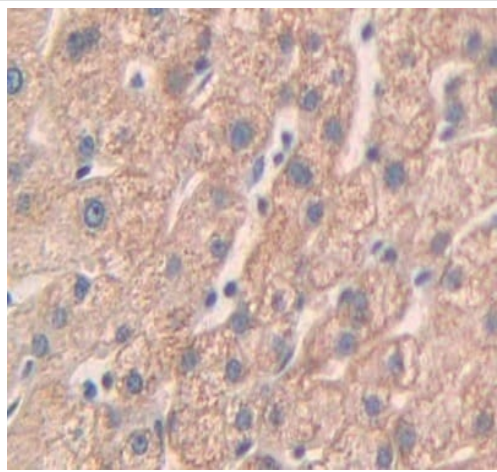
Function	Activates progelatinase A. May also be a proteoglycanase involved in degradation of proteoglycans, such as dermatan sulfate and chondroitin sulfate proteoglycans. Cleaves partially fibronectin, but not collagen type I, nor laminin.
Tissue specificity	Predominantly expressed in brain, kidney, pancreas and lung. Overexpressed in a series of brain tumors, including astrocytomas and glioblastomas.
Sequence similarities	Belongs to the peptidase M10A family. Contains 4 hemopexin-like domains.
Domain	The conserved cysteine present in the cysteine-switch motif binds the catalytic zinc ion, thus inhibiting the enzyme. The dissociation of the cysteine from the zinc ion upon the activation-peptide release activates the enzyme.
Post-translational modifications	The precursor is cleaved by a furin endopeptidase.
Cellular localization	Cell membrane and Secreted > extracellular space > extracellular matrix. Also shed from cell surface as soluble proteinase, by a proteolytic cleavage.

Images



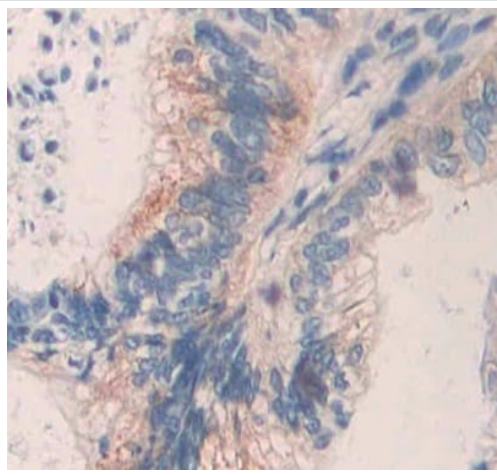
Immunohistochemistry (Formalin/PFA-fixed paraffin-embedded sections) - Anti-MMP24 antibody (ab233004)

Formalin-fixed, paraffin-embedded human stomach cancer tissue stained for MMP24 using ab233004 at 10 µg/ml in immunohistochemical analysis. DAB staining.



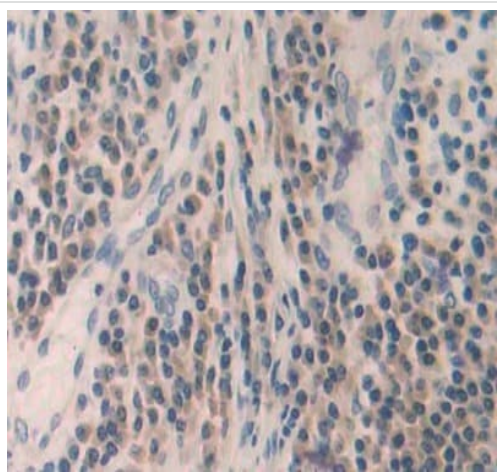
Immunohistochemistry (Formalin/PFA-fixed paraffin-embedded sections) - Anti-MMP24 antibody (ab233004)

Formalin-fixed, paraffin-embedded human liver tissue stained for MMP24 using ab233004 at 10 µg/ml in immunohistochemical analysis. DAB staining.



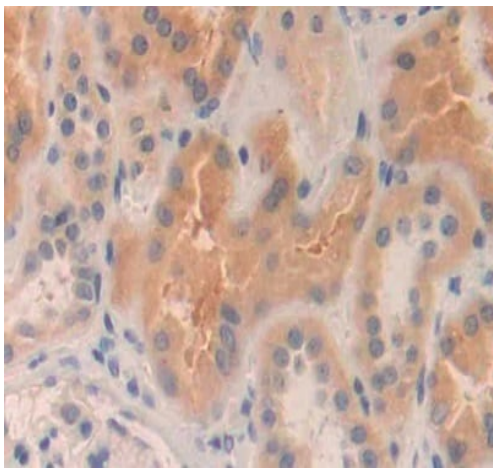
Immunohistochemistry (Formalin/PFA-fixed paraffin-embedded sections) - Anti-MMP24 antibody (ab233004)

Formalin-fixed, paraffin-embedded human colorectal cancer tissue stained for MMP24 using ab233004 at 10 $\mu\text{g/ml}$ in immunohistochemical analysis. DAB staining.



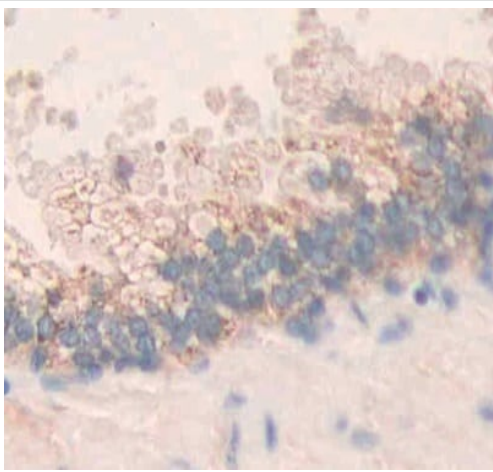
Immunohistochemistry (Formalin/PFA-fixed paraffin-embedded sections) - Anti-MMP24 antibody (ab233004)

Formalin-fixed, paraffin-embedded human skin cancer tissue stained for MMP24 using ab233004 at 10 $\mu\text{g/ml}$ in immunohistochemical analysis. DAB staining.



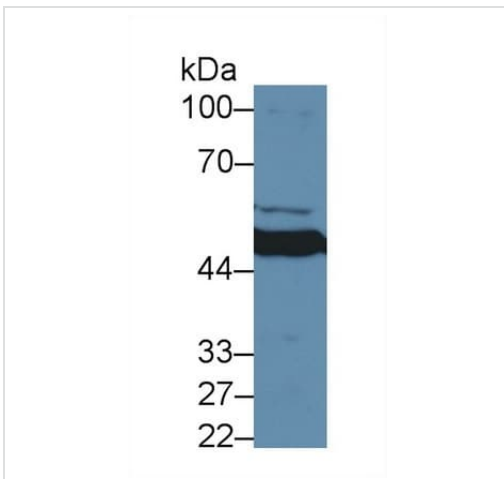
Immunohistochemistry (Formalin/PFA-fixed paraffin-embedded sections) - Anti-MMP24 antibody (ab233004)

Formalin-fixed, paraffin-embedded human kidney tissue stained for MMP24 using ab233004 at 10 $\mu\text{g/ml}$ in immunohistochemical analysis. DAB staining.



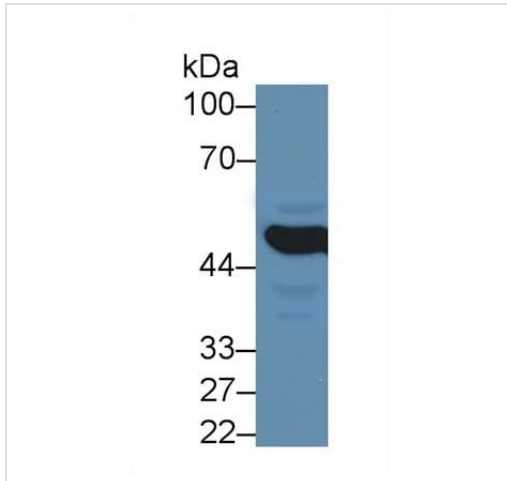
Immunohistochemistry (Formalin/PFA-fixed paraffin-embedded sections) - Anti-MMP24 antibody (ab233004)

Formalin-fixed, paraffin-embedded human prostate tissue stained for MMP24 using ab233004 at 10 $\mu\text{g/ml}$ in immunohistochemical analysis. DAB staining.




Western blot - Anti-MMP24 antibody (ab233004)

Anti-MMP24 antibody (ab233004) at 1.5 $\mu\text{g/ml}$ + Rat kidney lysate




Anti-MMP24 antibody (ab233004) at 1.5 μ g/ml + Rat cerebrum lysate

Western blot - Anti-MMP24 antibody (ab233004)



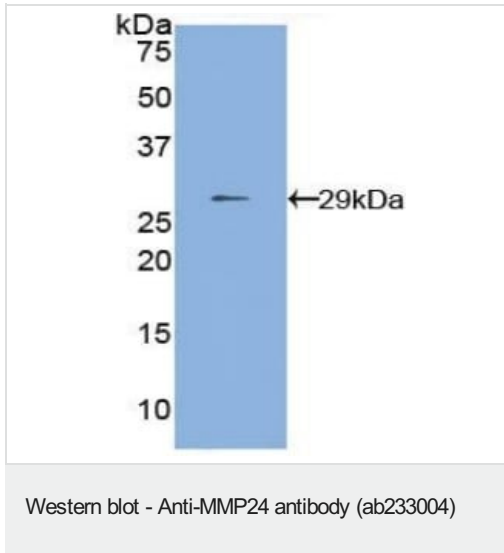
Anti-MMP24 antibody (ab233004) at 2 μ g/ml + Human liver lysate

Western blot - Anti-MMP24 antibody (ab233004)



Anti-MMP24 antibody (ab233004) at 1.5 μ g/ml + Rat pancreas lysate

Western blot - Anti-MMP24 antibody (ab233004)



Anti-MMP24 antibody (ab233004) at 2 µg/ml + Recombinant human MMP24 protein

Please note: All products are "FOR RESEARCH USE ONLY. NOT FOR USE IN DIAGNOSTIC PROCEDURES"

Our Abpromise to you: Quality guaranteed and expert technical support

- Replacement or refund for products not performing as stated on the datasheet
- Valid for 12 months from date of delivery
- Response to your inquiry within 24 hours
- We provide support in Chinese, English, French, German, Japanese and Spanish
- Extensive multi-media technical resources to help you
- We investigate all quality concerns to ensure our products perform to the highest standards

If the product does not perform as described on this datasheet, we will offer a refund or replacement. For full details of the Abpromise, please visit <https://www.abcam.com/abpromise> or contact our technical team.

Terms and conditions

- Guarantee only valid for products bought direct from Abcam or one of our authorized distributors