

## Product datasheet

# Anti-MMP3 antibody ab137659

[4 References](#) [3 Images](#)

### Overview

---

<b>Product name</b>	Anti-MMP3 antibody
<b>Description</b>	Rabbit polyclonal to MMP3
<b>Host species</b>	Rabbit
<b>Tested applications</b>	<b>Suitable for:</b> WB, IHC-P, ICC/IF
<b>Species reactivity</b>	<b>Reacts with:</b> Human
<b>Immunogen</b>	Synthetic peptide, corresponding to a region within internal sequence amino acids 214-308 of Human MMP3
<b>Positive control</b>	293T, A431, H1299, HeLaS3, Molt-4 and Raji cell lysate. HepG2 whole cell lysate ( <a href="#">ab7900</a> ). HeLa cells, A549 xenograft tissue
<b>General notes</b>	<p>The Life Science industry has been in the grips of a reproducibility crisis for a number of years. Abcam is leading the way in addressing this with our range of recombinant monoclonal antibodies and knockout edited cell lines for gold-standard validation. Please check that this product meets your needs before purchasing.</p> <p>If you have any questions, special requirements or concerns, please send us an inquiry and/or contact our Support team ahead of purchase. Recommended alternatives for this product can be found below, along with publications, customer reviews and Q&amp;As</p>

### Properties

---

<b>Form</b>	Liquid
<b>Storage instructions</b>	Shipped at 4°C. Upon delivery aliquot. Store at -20°C or -80°C. Avoid freeze / thaw cycle.
<b>Storage buffer</b>	pH: 7.00 Preservative: 0.01% Thimerosal (merthiolate) Constituents: 1.21% Tris, 0.75% Glycine, 10% Glycerol (glycerin, glycerine)
<b>Purity</b>	Immunogen affinity purified
<b>Clonality</b>	Polyclonal
<b>Isotype</b>	IgG

### Applications

---

## The Abpromise guarantee

Our **Abpromise guarantee** covers the use of ab137659 in the following tested applications.

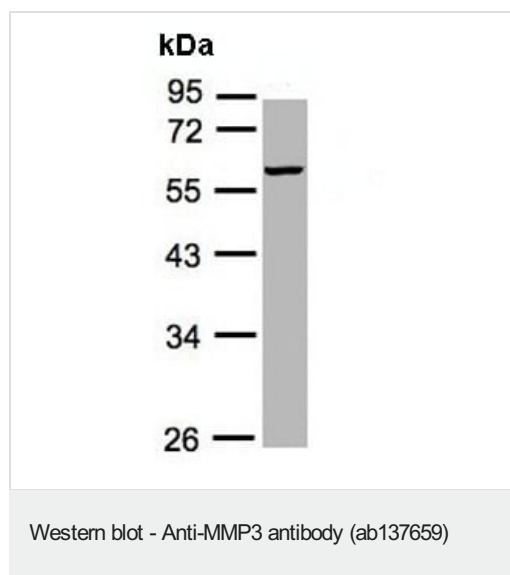
The application notes include recommended starting dilutions; optimal dilutions/concentrations should be determined by the end user.

Application	Abreviews	Notes
WB		1/500 - 1/3000. Predicted molecular weight: 53 kDa.
IHC-P		1/100 - 1/1000. Perform heat mediated antigen retrieval with citrate buffer pH 6 before commencing with IHC staining protocol.
ICC/IF		1/100 - 1/1000.

## Target

<b>Function</b>	Can degrade fibronectin, laminin, gelatins of type I, III, IV, and V; collagens III, IV, X, and IX, and cartilage proteoglycans. Activates procollagenase.
<b>Sequence similarities</b>	Belongs to the peptidase M10A family. Contains 4 hemopexin-like domains.
<b>Domain</b>	The conserved cysteine present in the cysteine-switch motif binds the catalytic zinc ion, thus inhibiting the enzyme. The dissociation of the cysteine from the zinc ion upon the activation-peptide release activates the enzyme.
<b>Cellular localization</b>	Secreted > extracellular space > extracellular matrix.

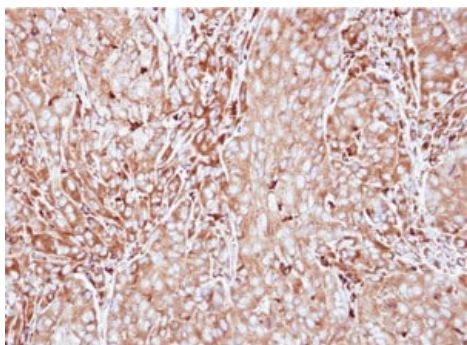
## Images



Anti-MMP3 antibody (ab137659) at 1/500 dilution + HepG2 whole cell lysate at 30 µg

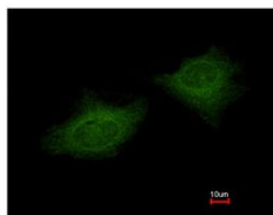
**Predicted band size:** 53 kDa

10% SDS PAGE

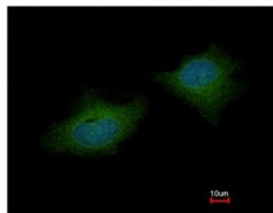


Immunohistochemical analysis of paraffin-embedded A549 xenograft labelling MMP3 with ab137659 at 1/500 dilution.

Immunohistochemistry (Formalin/PFA-fixed paraffin-embedded sections) - Anti-MMP3 antibody (ab137659)



Immunofluorescence analysis of methanol-fixed HeLa cells labelling MMP3 with ab137659 at 1/200 dilution. Lower panel is costained with Hoechst 33342.



Immunocytochemistry/ Immunofluorescence - Anti-MMP3 antibody (ab137659)

**Please note:** All products are "FOR RESEARCH USE ONLY. NOT FOR USE IN DIAGNOSTIC PROCEDURES"

### **Our Abpromise to you: Quality guaranteed and expert technical support**

- Replacement or refund for products not performing as stated on the datasheet
- Valid for 12 months from date of delivery
- Response to your inquiry within 24 hours
- We provide support in Chinese, English, French, German, Japanese and Spanish
- Extensive multi-media technical resources to help you

- We investigate all quality concerns to ensure our products perform to the highest standards

If the product does not perform as described on this datasheet, we will offer a refund or replacement. For full details of the Abpromise, please visit <https://www.abcam.com/abpromise> or contact our technical team.

#### **Terms and conditions**

---

- Guarantee only valid for products bought direct from Abcam or one of our authorized distributors