

Anti-MNR antibody ab121736

[1 References](#) [6 Images](#)

Overview

Product name	Anti-MNR antibody
Description	Rabbit polyclonal to MNR
Host species	Rabbit
Tested applications	Suitable for: ICC, IHC-P, WB
Species reactivity	Reacts with: Human
Immunogen	Recombinant fragment corresponding to Human MNR aa 850-961. Database link: Q2KHM9
Positive control	ICC: A431 cells. WB: RT-4 and U-251 MG cell lysates. IHC-P: Human Fallopian tube, kidney, cerebral cortex and testis tissues.
General notes	<p>The Life Science industry has been in the grips of a reproducibility crisis for a number of years. Abcam is leading the way in addressing this with our range of recombinant monoclonal antibodies and knockout edited cell lines for gold-standard validation. Please check that this product meets your needs before purchasing.</p> <p>If you have any questions, special requirements or concerns, please send us an inquiry and/or contact our Support team ahead of purchase. Recommended alternatives for this product can be found below, along with publications, customer reviews and Q&As</p>

Properties

Form	Liquid
Storage instructions	Shipped at 4°C. Upon delivery aliquot and store at -20°C. Avoid freeze / thaw cycles.
Storage buffer	pH: 7.20 Preservative: 0.02% Sodium azide Constituents: 40% Glycerol (glycerin, glycerine), 59% PBS
Purity	Immunogen affinity purified
Clonality	Polyclonal
Isotype	IgG

Applications

The Abpromise guarantee

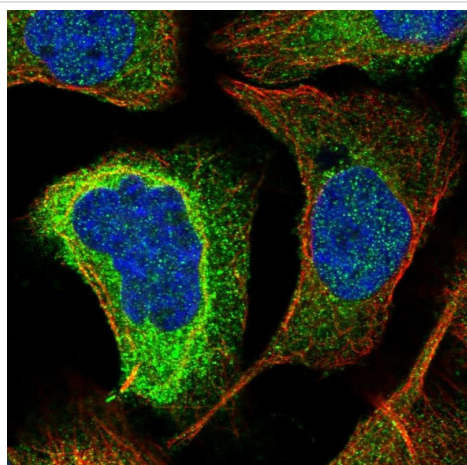
Our **Abpromise guarantee** covers the use of ab121736 in the following tested applications.

The application notes include recommended starting dilutions; optimal dilutions/concentrations should be determined by the end user.

Application	Abreviews	Notes
ICC		Use a concentration of 0.25 - 2 µg/ml. Fixation/Permeabilization: PFA/Triton X-100
IHC-P		1/50 - 1/200. Perform heat mediated antigen retrieval with citrate buffer pH 6 before commencing with IHC staining protocol.
WB		Use a concentration of 0.04 - 0.4 µg/ml.

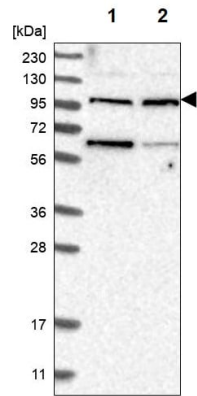
Target

Images



Immunocytochemistry analysis of A431 (human epidermoid carcinoma cell line) cells labelling MNR with ab121736 at 2 µg/mL. Fixation/Permeabilization: PFA/Triton X-100

Immunocytochemistry - Anti-MNR antibody
(ab121736)



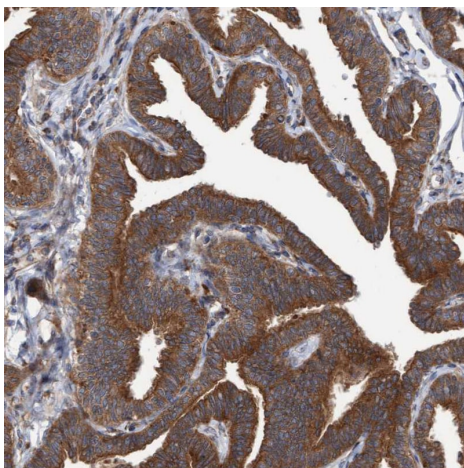
Western blot - Anti-MNR antibody (ab121736)

All lanes : Anti-MNR antibody (ab121736) at 1/250 dilution

Lane 1 : RT 4 lysate

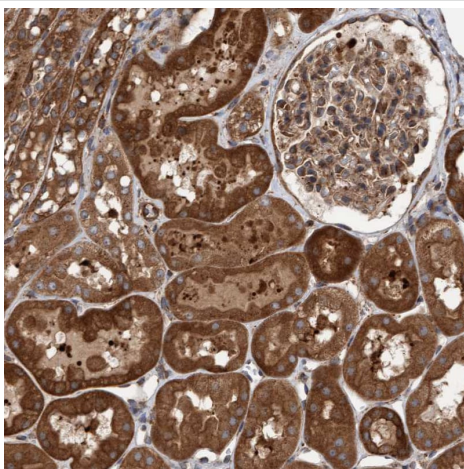
Lane 2 : U 251 MG lysate

Developed using the ECL technique.



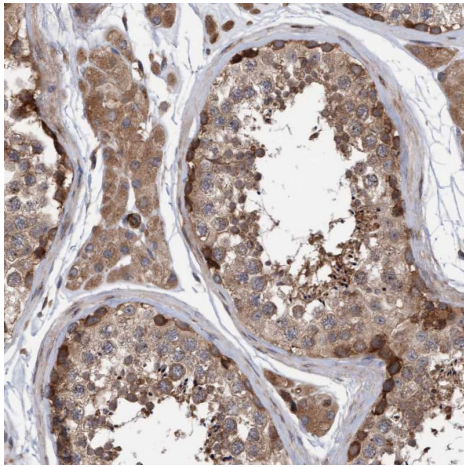
Immunohistochemistry (Formalin/PFA-fixed paraffin-embedded sections) - Anti-MNR antibody (ab121736)

Immunohistochemical analysis of human Fallopian tube tissue labeling MNR with ab121736 at a 1/200 dilution.



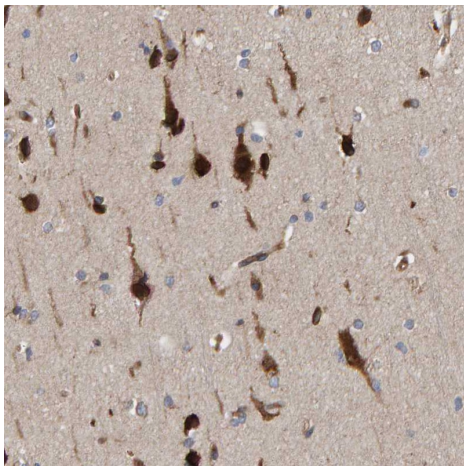
Immunohistochemistry (Formalin/PFA-fixed paraffin-embedded sections) - Anti-MNR antibody (ab121736)

Immunohistochemical analysis of human kidney tissue labeling MNR with ab121736 at a 1/200 dilution.



Immunohistochemical analysis of human testis tissue labeling MNR with ab121736 at a 1/200 dilution.

Immunohistochemistry (Formalin/PFA-fixed paraffin-embedded sections) - Anti-MNR antibody (ab121736)



Immunohistochemical analysis of human cerebral cortex tissue labeling MNR with ab121736 at a 1/200 dilution.

Immunohistochemistry (Formalin/PFA-fixed paraffin-embedded sections) - Anti-MNR antibody (ab121736)

Please note: All products are "FOR RESEARCH USE ONLY. NOT FOR USE IN DIAGNOSTIC PROCEDURES"

Our Abpromise to you: Quality guaranteed and expert technical support

- Replacement or refund for products not performing as stated on the datasheet
- Valid for 12 months from date of delivery
- Response to your inquiry within 24 hours
- We provide support in Chinese, English, French, German, Japanese and Spanish
- Extensive multi-media technical resources to help you
- We investigate all quality concerns to ensure our products perform to the highest standards

If the product does not perform as described on this datasheet, we will offer a refund or replacement. For full details of the Abpromise, please visit <https://www.abcam.com/abpromise> or contact our technical team.

Terms and conditions

- Guarantee only valid for products bought direct from Abcam or one of our authorized distributors