


Product datasheet

Anti-NOSIP antibody ab102087

[1 References](#) [2 Images](#)

Overview

Product name	Anti-NOSIP antibody
Description	Rabbit polyclonal to NOSIP
Host species	Rabbit
Tested applications	Suitable for: IHC-P, WB
Species reactivity	Reacts with: Human Predicted to work with: Mouse, Rat, Cow 
Immunogen	Recombinant protein fragment contain a sequence corresponding to a region within amino acids 17-270 of Human NOSIP (AAH09299).
Positive control	293T, A431, Raji whole cell lysate; U87 xenograft
General notes	<p>The Life Science industry has been in the grips of a reproducibility crisis for a number of years. Abcam is leading the way in addressing this with our range of recombinant monoclonal antibodies and knockout edited cell lines for gold-standard validation. Please check that this product meets your needs before purchasing.</p> <p>If you have any questions, special requirements or concerns, please send us an inquiry and/or contact our Support team ahead of purchase. Recommended alternatives for this product can be found below, along with publications, customer reviews and Q&As</p>

Properties

Form	Liquid
Storage instructions	Shipped at 4°C. Upon delivery aliquot and store at -20°C or -80°C. Avoid repeated freeze / thaw cycles.
Storage buffer	pH: 7.00 Preservative: 0.01% Thimerosal (merthiolate) Constituents: 1.21% Tris, 0.75% Glycine, 20% Glycerol (glycerin, glycerine)
Purity	Immunogen affinity purified
Clonality	Polyclonal
Isotype	IgG

Applications

The Abpromise guarantee

Our **Abpromise guarantee** covers the use of ab102087 in the following tested applications.

The application notes include recommended starting dilutions; optimal dilutions/concentrations should be determined by the end user.

Application	Abreviews	Notes
IHC-P		1/100 - 1/500. Suggested antigen retrieval using heat mediated 10mM Citrate buffer or Tris-EDTA buffer (pH 8.0)
WB		1/500 - 1/3000. Predicted molecular weight: 33 kDa.

Target

Function

E3 ubiquitin-protein ligase that is essential for proper development of the forebrain, the eye, and the face. Catalyzes monoubiquitination of serine/threonine-protein phosphatase 2A (PP2A) catalytic subunit PPP2CA/PPP2CB (By similarity). Negatively regulates nitric oxide production by inducing NOS1 and NOS3 translocation to actin cytoskeleton and inhibiting their enzymatic activity (PubMed:11149895, PubMed:15548660, PubMed:16135813).

Tissue specificity

Expressed in heart, brain and lung. Present in endothelial cells (at protein level).

Sequence similarities

Belongs to the NOSIP family.

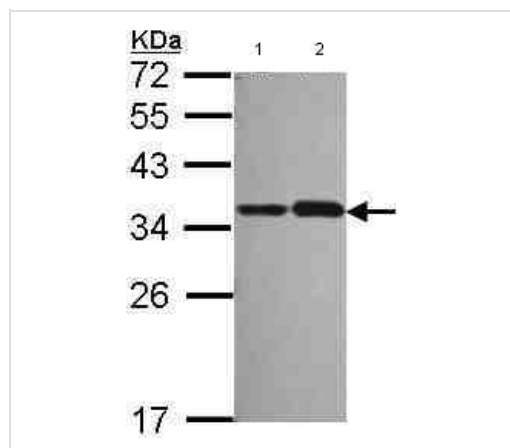
Domain

The U-box-like region is a truncated U-box domain. It is unknown whether it is functional or not.

Cellular localization

Cytoplasm. Nucleus. Translocates from nucleus to cytoplasm in the G2 phase of the cell cycle (PubMed:16135813).

Images



Western blot - Anti-NOSIP antibody (ab102087)

All lanes : Anti-NOSIP antibody (ab102087) at 1/1000 dilution

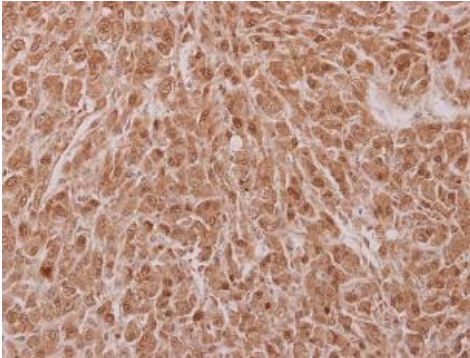
Lane 1 : 293T whole cell lysate

Lane 2 : A431 whole cell lysate

Lysates/proteins at 30 µg per lane.

Predicted band size: 33 kDa

12% SDS PAGE



Immunohistochemical analysis of paraffin-embedded U87 xenograft, using ab102087 at 1/100 dilution.

Immunohistochemistry (Formalin/PFA-fixed paraffin-embedded sections) - Anti-NOSIP antibody (ab102087)

Please note: All products are "FOR RESEARCH USE ONLY. NOT FOR USE IN DIAGNOSTIC PROCEDURES"

Our Abpromise to you: Quality guaranteed and expert technical support

- Replacement or refund for products not performing as stated on the datasheet
- Valid for 12 months from date of delivery
- Response to your inquiry within 24 hours
- We provide support in Chinese, English, French, German, Japanese and Spanish
- Extensive multi-media technical resources to help you
- We investigate all quality concerns to ensure our products perform to the highest standards

If the product does not perform as described on this datasheet, we will offer a refund or replacement. For full details of the Abpromise, please visit <https://www.abcam.com/abpromise> or contact our technical team.

Terms and conditions

- Guarantee only valid for products bought direct from Abcam or one of our authorized distributors