


Anti-NPY1R antibody - Cytoplasmic domain ab219266

3 Images

Overview

Product name	Anti-NPY1R antibody - Cytoplasmic domain
Description	Rabbit polyclonal to NPY1R - Cytoplasmic domain
Host species	Rabbit
Specificity	BLAST analysis of the peptide immunogen showed no homology with other Human proteins, except NPY6R (61%).
Tested applications	Suitable for: IHC-P
Species reactivity	Reacts with: Human Predicted to work with: Rat, Sheep, Rabbit, Horse, Guinea pig, Hamster, Dog, Pig, Monkey, Bat 
Immunogen	Synthetic peptide within Human NPY1R. The exact sequence is proprietary. 18 amino acid peptide from 3rd cytoplasmic domain of Human NPY1R. Database link: P25929
Positive control	IHC-P; Human Skin (Melanoma) tissue and Human brain tissue.
General notes	<p>The Life Science industry has been in the grips of a reproducibility crisis for a number of years. Abcam is leading the way in addressing this with our range of recombinant monoclonal antibodies and knockout edited cell lines for gold-standard validation. Please check that this product meets your needs before purchasing.</p> <p>If you have any questions, special requirements or concerns, please send us an inquiry and/or contact our Support team ahead of purchase. Recommended alternatives for this product can be found below, along with publications, customer reviews and Q&As</p>

Properties

Form	Liquid
Storage instructions	Shipped at 4°C. Store at +4°C short term (1-2 weeks). Upon delivery aliquot. Store at -20°C long term. Avoid freeze / thaw cycle.
Storage buffer	pH: 7.4 Preservative: 0.099% Sodium azide Constituent: 99% PBS
Purity	Immunogen affinity purified
Clonality	Polyclonal

Isotype

IgG

Applications

The Abpromise guarantee

Our **Abpromise guarantee** covers the use of ab219266 in the following tested applications.

The application notes include recommended starting dilutions; optimal dilutions/concentrations should be determined by the end user.

Application	Abreviews	Notes
IHC-P		Use a concentration of 16 µg/ml. Perform heat mediated antigen retrieval before commencing with IHC staining protocol.

Target

Function

Receptor for neuropeptide Y and peptide YY. The rank order of affinity of this receptor for pancreatic polypeptides is NPY > [Pro-34] PYY, PYY and [Leu-31, Pro-34] NPY > NPY (2-36) > [Ile-31, Gln-34] PP and PYY (3-36) > PP > NPY free acid.

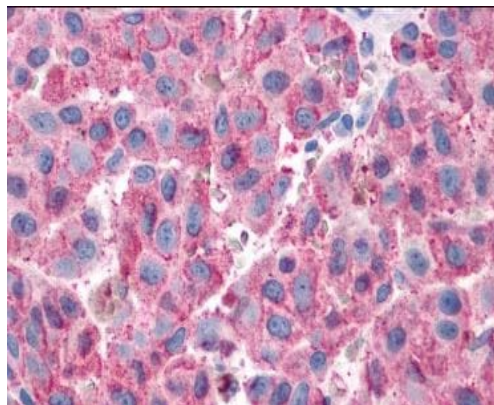
Sequence similarities

Belongs to the G-protein coupled receptor 1 family.

Cellular localization

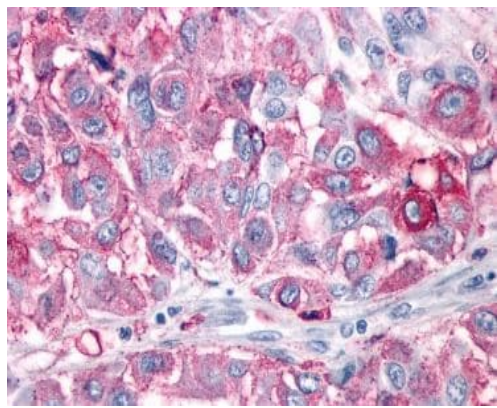
Cell membrane.

Images



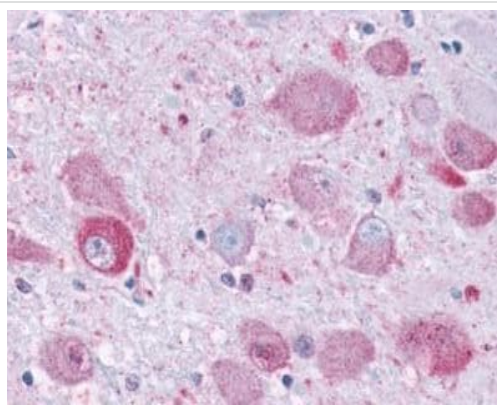
Immunohistochemical analysis of formalin-fixed, paraffin-embedded Human skin (Melanoma) tissue labeling NPY1R with ab219266 at 16 µg/ml.

Immunohistochemistry (Formalin/PFA-fixed paraffin-embedded sections) - Anti-NPY1R antibody - Cytoplasmic domain (ab219266)



Immunohistochemistry (Formalin/PFA-fixed paraffin-embedded sections) - Anti-NPY1R antibody - Cytoplasmic domain (ab219266)

Immunohistochemical analysis of formalin-fixed, paraffin-embedded Human skin (Melanoma) tissue labeling NPY1R with ab219266 at 16 µg/ml.



Immunohistochemistry (Formalin/PFA-fixed paraffin-embedded sections) - Anti-NPY1R antibody - Cytoplasmic domain (ab219266)

Immunohistochemical analysis of formalin-fixed, paraffin-embedded Human brain tissue labeling NPY1R with ab219266 at 16 µg/ml.

Please note: All products are "FOR RESEARCH USE ONLY. NOT FOR USE IN DIAGNOSTIC PROCEDURES"

Our Abpromise to you: Quality guaranteed and expert technical support

- Replacement or refund for products not performing as stated on the datasheet
- Valid for 12 months from date of delivery
- Response to your inquiry within 24 hours

- We provide support in Chinese, English, French, German, Japanese and Spanish
- Extensive multi-media technical resources to help you
- We investigate all quality concerns to ensure our products perform to the highest standards

If the product does not perform as described on this datasheet, we will offer a refund or replacement. For full details of the Abpromise, please visit <https://www.abcam.com/abpromise> or contact our technical team.

Terms and conditions

- Guarantee only valid for products bought direct from Abcam or one of our authorized distributors