



Product datasheet

Anti-ORP-3 antibody ab224212

3 Images

Overview

Product name	Anti-ORP-3 antibody
Description	Rabbit polyclonal to ORP-3
Host species	Rabbit
Tested applications	Suitable for: WB, IHC-P, ICC/IF
Species reactivity	Reacts with: Human
Immunogen	Recombinant fragment corresponding to Human ORP-3 aa 300-450. Database link: Q9H4L5
	<div>  Run BLAST with </div> <div>  Run BLAST with </div>
Positive control	WB: A431 cell lysate. IHC-P: Human urinary bladder tissue. ICC/IF: A431 cells.
General notes	<p>The Life Science industry has been in the grips of a reproducibility crisis for a number of years. Abcam is leading the way in addressing this with our range of recombinant monoclonal antibodies and knockout edited cell lines for gold-standard validation. Please check that this product meets your needs before purchasing.</p> <p>If you have any questions, special requirements or concerns, please send us an inquiry and/or contact our Support team ahead of purchase. Recommended alternatives for this product can be found below, along with publications, customer reviews and Q&As</p>

Properties

Form	Liquid
Storage instructions	Shipped at 4°C. Store at +4°C short term (1-2 weeks). Upon delivery aliquot. Store at -20°C long term. Avoid freeze / thaw cycle.
Storage buffer	pH: 7.20 Preservative: 0.02% Sodium azide Constituents: 40% Glycerol (glycerin, glycerine), PBS
Purity	Immunogen affinity purified
Clonality	Polyclonal
Isotype	IgG

Applications

The Abpromise guarantee

Our **Abpromise guarantee** covers the use of ab224212 in the following tested applications.

The application notes include recommended starting dilutions; optimal dilutions/concentrations should be determined by the end user.

Application	Abreviews	Notes
WB		Use a concentration of 0.04 - 0.4 µg/ml. Predicted molecular weight: 101 kDa.
IHC-P		1/50 - 1/200. Perform heat mediated antigen retrieval with citrate buffer pH 6 before commencing with IHC staining protocol.
ICC/IF		Use a concentration of 0.25 - 2 µg/ml. Fixation/Permeabilization: PFA/Triton X-100.

Target

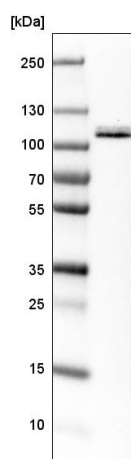
Tissue specificity

Isoform 1a, isoform 1b, isoform 1c and isoform 1d are highly expressed in brain, bone marrow, colon, kidney, lung, skeletal muscle, spleen, thymus and thyroid. Not expressed in heart and liver. Isoform 2a, isoform 2b, isoform 2c and isoform 2d are expressed in brain, bone marrow, kidney, skeletal muscle, spleen, thymus and thyroid. Not expressed in heart, liver and lung.

Sequence similarities

Belongs to the OSBP family.
Contains 1 PH domain.

Images

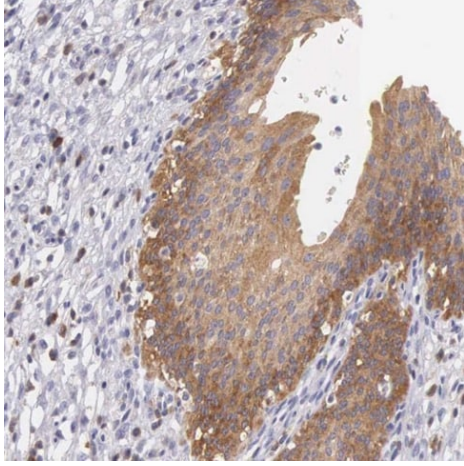


Western blot - Anti-ORP-3 antibody (ab224212)

Anti-ORP-3 antibody (ab224212) at 1/250 dilution + A431 (human epidermoid carcinoma cell line) cell lysate

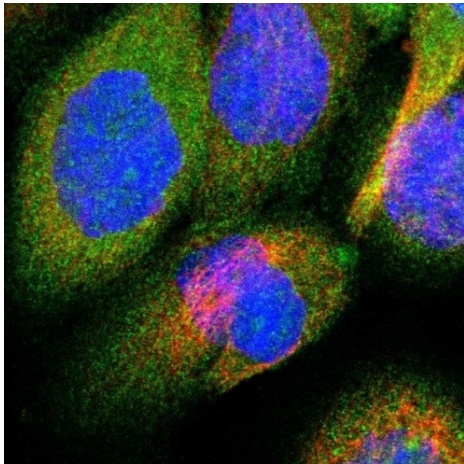
Developed using the ECL technique.

Predicted band size: 101 kDa



Paraffin-embedded human urinary bladder tissue stained for ORP-3 using ab224212 at 1/50 dilution in immunohistochemical analysis.

Immunohistochemistry (Formalin/PFA-fixed paraffin-embedded sections) - Anti-ORP-3 antibody (ab224212)



PFA-fixed, Triton X-100 permeabilized A431 (human epidermoid carcinoma cell line) cells stained for ORP-3 (green) using ab224212 at 4 µg/ml in ICC/IF.

Immunocytochemistry/ Immunofluorescence - Anti-ORP-3 antibody (ab224212)

Please note: All products are "FOR RESEARCH USE ONLY. NOT FOR USE IN DIAGNOSTIC PROCEDURES"

Our Abpromise to you: Quality guaranteed and expert technical support

- Replacement or refund for products not performing as stated on the datasheet
- Valid for 12 months from date of delivery

- Response to your inquiry within 24 hours
- We provide support in Chinese, English, French, German, Japanese and Spanish
- Extensive multi-media technical resources to help you
- We investigate all quality concerns to ensure our products perform to the highest standards

If the product does not perform as described on this datasheet, we will offer a refund or replacement. For full details of the Abpromise, please visit <https://www.abcam.com/abpromise> or contact our technical team.

Terms and conditions

- Guarantee only valid for products bought direct from Abcam or one of our authorized distributors